

GENERAL CATALOGUE 2024



TURBO®
Smart Vacuum Net



The ecosystem that improves indoor well-being

Technological, Smart, Powerful, Green:

this is the redefined environment by **TUBÒ** con **SMART VACUUM NET**.

SMART VACUUM NET reinvents the idea of state-of-the-art vacuuming, transforming it into a smart net that remains constantly also connected to the internet.

SMART VACUUM NET is the innovative system that transforms the perception of **INDOOR WELL-BEING**, ensuring clean and safe indoor air.


SMART VACUUM NET is powerful, quiet, hygienic and convenient to use. With a wide range of accessories, it is able to meet all users' needs.

WHY CHOOSING TUBÒ SMART VACUUM NET

Practical and Technological



SMART VACUUM NET can be managed Completely by remote the APP **AERTECNICA DEVICE**. Enjoy the convenience of voice controls thanks to **Google Home** and **Amazon Alexa**.

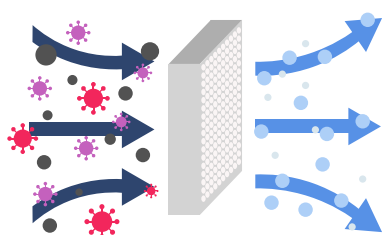


The self-cleaning **APF** system Limits filter maintenance operations, the smart system notifies you when it is time to change it or clean it.



The **Clean Bag** collection system it's quick and easy and guarantees an airtight seal, limiting direct contact with dust.

Hygienic



It is the only system that guarantees the reduction of micro-dust in the air, because they are channeled outside of the environment.

Quiet



SMART VACUUM NET can be used freely and in any moment. Without ever disturbing.

Powerful



SMART VACUUM NET has a higher Power than that of a traditional vacuum cleaner: This makes for a more effective and faster housekeeping.

TUBÒ Smart Vacuum Net



1 AIRÒ BREATH

The air purifier, thanks to its HEPA H12 filter with active coals and negative ions generator, eliminates 99.5% of pollutant particles and bad odours.




2 TUBÒ ROBÒ TR900L

The vacuum cleaning and floor-mopping robot works with complete autonomy and automatically ejects dust into the centralized vacuum system.



3 SERVICE SOCKET

This socket, installed in the cabinet, can facilitate the use of some cleaning accessories for clothes, shoes, filters, etc.



Control everything trough your App




7 EXTERNAL EJECTION

Microdust is gathered and delivered outdoors without being reintroduced indoors.



8 TUBÒ CENTRAL POWER UNIT

It is the heart of the Tubò integrated system. Innovative, silent, and efficient, it is designed and built to respond to every need of the market. It collects the vacuumed dust and expels microdust and bacteria outside of the building.



9 BRUSHES AND ACCESSORIES

The wide range of accessories makes for efficient cleaning of all different kinds of surfaces.




4 TUBÒ ROBÒ TR900L BASE

Designed as a re-entry base of the ROBÒ, useful for recharging, emptying the container and Automatic filter cleaning.




5 PRATICO SMART

The retractable is extracted from the vacuum socket for quick and practical cleaning. At the end of the cleaning, the hose disappears with a simple action.



6 TUBÒ SPEEDY

The innovative integrated accessory to the system is ideal to facilitate cleaning in the laundry, bathroom and/or walk-in closet.




10 FLEXIBLE HOSE

The flexible hose, easy to handle and durable, with its different lengths is suitable for every cleaning activity and is compatible with all accessories. Control everything with the App Aertecnica Device.



11 VROOM

Vroom is a quiet and practical accessory that integrates with the system for a quick cleaning session. Extracting the flexible hose automatically starts the central vacuum unit.



5 VAC PAN

The Vac Pan vacuum socket has a modern design and is suitable for different rooms of the house. It is activated by pulling a lever with your foot and vacuuming the dust approached by it with the help of a broom.



Index

Central vacuum unit Dynamica	8
Central vacuum unit Studio	14
Central vacuum unit Built-in QB	18
Central vacuum unit wall mounted QB	22
Central vacuum unit X-Pert RT	26
Pratico Smart	32
Predisposition set Ø50	36
Piping and fittings Ø50	37
Piping and fittings Ø 63 - Ø 80 - Ø 100	38
Socket frames	39
Other piping and fittings	42
Vacuum sockets	44
Vac pan vacuum socket	62
Tubò Vroom	64



Tubò speedy	66
Tubò Rapido	67
Flexible hoses Ø32	68
Cleaning accessories kit Ø32	70

Central vacuum cleaners for tertiary and industrial sector

	71
Tubò for tertiary sector	72
Kompatta central vacuum unit	76
Tertiary modular line	80
Vacuum modules	82
Dust separators	84
PVC pipes and connectors	86
Metal piping and fittings	87

Metal Piping and fittings for air exhaustion	88
Flexible hoses Ø40	90
Brushes and accessories Ø40	91

Catalogue/list SDT 2023

	97
Brushes and accessories Ø32	98
Tubò Pet Care	100
Tubò Robò	102
Airò Breath 350	106
Equipment and material for plant testing	108
Pratico Smart installation guide	109



Dynamica

Powerful, dynamic and technological: the first central vacuum unit integrated with smart assistant devices

Dynamica is the only central vacuum system on the market that can be managed via **Google Home and Amazon Alexa**. The perfect CVS entirely Made in Italy: synthesis of **technology, performance and design**. Dynamica is highly customizable and easy to install.





Everything under control with the App

With **Aertecnica Device** you can manage your Tubò central vacuum system: Tubò Robò, Airò Breath and your Dynamica.

Now you can check the status of Dynamica at any time from anywhere and in case of need, you can get a remote technical support.

Integrated with voice assistants Amazon Alexa and Google Assistant

It's the only central vacuum unit in the world equipped with voice control. You can start, stop and adjust the suction power of Dynamica based on your needs.





Model	TD23	Model	TD23PRO	Model	TD34	Model	TD34PRO
Code	CMTD23	Code	CMTD23A	Code	CMTD34	Code	CMTD34A
Recommended surface up to (up to m ²)	300	Recommended surface up to (up to m ²)	300	Recommended surface up to (up to m ²)	500	Recommended surface up to (up to m ²)	500
Recommended Pratico Smart socket	1-3	Recommended Pratico Smart socket	1-3	Recommended Pratico Smart socket	1-5	Recommended Pratico Smart socket	1-5
Simultaneous operators	1	Simultaneous operators	1	Simultaneous operators	1	Simultaneous operators	1

Code	Description
CMTD23	DYNAMICA Central Power Unit TD23 220-240V
CMTD23A	DYNAMICA PRO Central Power Unit TD23 220-240V with filter self-cleaning system
CMTD34	DYNAMICA Central Power Unit TD34 220-240V
CMTD34A	DYNAMICA PRO Central Power Unit TD34A 220-240V with filter self-cleaning system

Technical data sheet pag. 30

Touch display and Smart Link

The newly designed electronic board is the heart of the whole system: drives the motor and monitors the operations of the central vacuum unit. The touch display shows all operating data parameters including filter saturation percentage, dust container filling levels and operational anomalies.

Integrated Wi-Fi


Dynamica is equipped with an integrated configurable Wi-Fi module in an extremely simple and immediate way.



EASY INSTALLATION

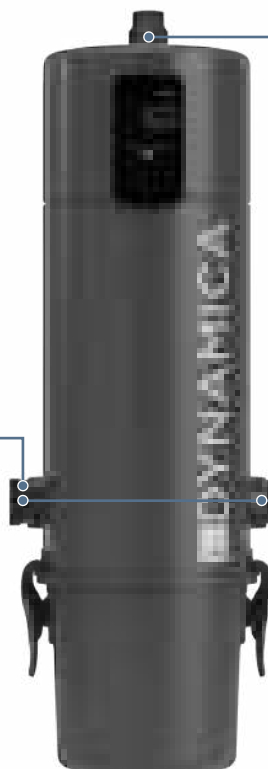
Quick Mounting wall support

The front hooking requires less installation space and guarantees perfect stability. The anti-vibration kit is designed to reduce significantly noise generated by any vibration.



Integrated service vacuum socket

In the unused dust inlet joint (L) install the service vacuum socket (G) where you can connect the hose to clean the surrounding room.




Overhead air exhaust

The upward exhaustion of air is an innovation that allows to reduce the length of the ejection line e improves the performance of Dynamica, also optimizing the working temperature.

Double dust inlet (right/left)

Ensures maximum flexibility and speed in the installation of the central vacuum unit. It allows to optimize the connection of the vacuum unit and therefore to improve the performance.

DUST FILTERING AND COLLECTION SYSTEM



APF system

Self-cleaning filter system - Aertecnica patent IT1397753

It is an **innovative and patented system**, which uses vibration to **reduce the dust deposit and clogging** of the filter cartridge.

The self-cleaning system is self-powered by the air, which is naturally aspirated, it has no additional electricity consumption.



INCLUDED

Dust collection Clean Bag

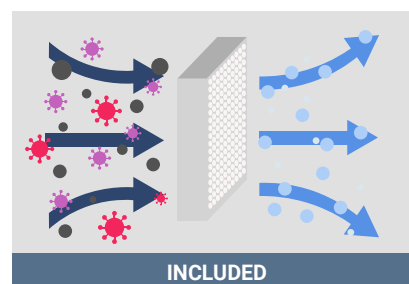
To Avoid contact with dust, the Clean Bag has a simple and quick airtight sealing.



ON REQUEST (CODE CM952)

Multilayer collection bag

The large capacity of the multilayer collection bag avoids contact with dust during the maintenance operations: an ideal solution for people with allergy.



INCLUDED

IAIR EXHAUST

The expulsion of the air is channeled outside the environment and purified by a washable polyester filter.



Long Life turbine engine

The Long Life three-stage by-pass motor is designed for professional use and guarantees the best vacuum performance of the market. It is ideal for all applications and optimized for retractable hose systems. The reduced number of Rpm guarantees acoustic comfort and high number of work hours.



ON REQUEST

Multi-layer collection bag

The high-capacity multilayer dust bag prevents contact with the dust during the maintenances. It is ideal for people with allergies.



Filter bag







cod. CM952

3 layers microfiber filter bag for dynamica unit.





Items included

	CM991	Dynamica central vacuum kit assembly (ric)
	CM835	Outdoor exhaust muffler for all single-phase central power units
	CM953	Dynamic single-phase central connection kit
	PA918	Service socket open series Ø 32 black
	TR316	Square air vent grill with wall

Additional accessories

	CM184T	Wireless start-up/stop kit for central power unit models TD-TDA-TXA -TPA -TP- TC (complete with receiver and ergonomic handle) (Without flexible hose)
		
	CM183T	Curved fitting - ergonomic handle Ø 32 for Pratico flexible hose with wireless transmitter (COD. AP12PR - AP15PR) and wireless kit (COD. CM186T - CM187T - CM188T - CM189T)
		
	CM837	Remote control for starting/stopping the central power unit to be used with the wireless kit CM184T-CM183T-CM182T-CM181T and VAC PAN
		

Consumable parts

	CM982	Washable PRECISION polyester filter cartridge for TP2A, TP2, TX2A, TC2, TX1, TX2 - TD23- TD23A
	CM983	Washable PRECISION polyester filter cartridge for TX3A, TX4A, TP3A, TP3, TP4A, TP4, TC3, TC4, TX3, TX4 - TD34-TD34A
	CM992	Bag with closure and bag stretcher for D23 - D23 D34 - D34A
	CM952	3 layers microfiber filter bags for Dynamica unit (3 pcs)



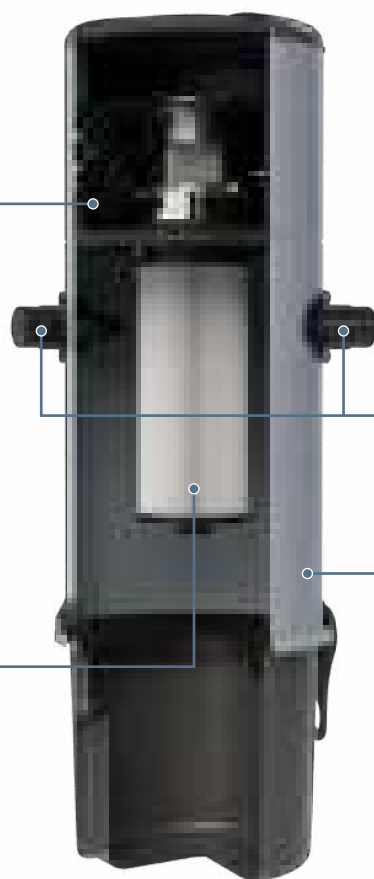
Studio TS

Simple and reliable

The Studio product line in its simplicity, embodies the quality of **Aertecnica** products and performance that do not fear any market comparisons.

Ideal for indoors usage thanks to its extreme silent, **Studio TS** expresses a concentrate of durability, performance, and ease of use.





Consumption optimization

The Soft Start starter guarantees a longer life of the electrical components and electronics as well as a reduction of the consumptions.

Ease of installation

Double right/ left dust inlet and sliding fixing bracket make installation quick and easy.

Easy and safe maintenance

The self-centering system allows for extremely simple maintenance of the filter cartridge.

Robust quality materials

Structured in steel and high resistance shockproof plastics to ensure durability and reliability.





Model	TS1
Code	CMTS1
Recommended surface (up to m ²)	100
Recommended Pratico Smart socket	-
Simultaneous operators	1



Model	TS2
Code	CMTS2
Recommended surface (up to m ²)	180
Recommended Pratico Smart socket	-
Simultaneous operators	1






Model	TS4
Code	CMTS4
Recommended surface (up to m ²)	300
Recommended Pratico Smart socket	3
Simultaneous operators	1







Code	Description
CMTS1	STUDIO TS Central Power Unit - TS1 Fixing components, Quick Fix bracket included.
CMTS2	STUDIO TS Central Power Unit - TS2 Fixing components, Quick Fix bracket included.
CMTS4	STUDIO TS Central Power Unit - TS4 Fixing components, Quick Fix bracket and Silencer included.

[Technical data sheet pag.30](#)



Items include

	CM991	STUDIO TS central vacuum kit assembly
	CM835	Outdoor exhaust muffler for all single-phase central power units Included as standard on the TS4 model. Not included as standard on TS1 and TS2 models. It is necessary for the application match the air exhaustion conveyor cod. CM640. Dimensions: 30cm L x Ø10cm
	CM640	Plastic air exhaust conveyor for single-phase central power units Included on TS1 and TS2 models.

Additional accessories

	CM182T	Wireless kit for starting/stopping the monophase central power unit STUDIO TS complete with receiver (Without flexible hose) TS1, TS2, TS4, C500 
	CM183T	Curved fitting - ergonomic handle Ø 32 for Pratico flexible hose with wireless transmitter (COD. AP12PR - AP15PR) and wireless kit (COD. CM186T - CM187T - CM188T - CM189T) 
	CM837	Remote control for starting/stopping the central power unit to be used with the wireless kit CM184T-CM183T-CM182T-CM181T and VAC PAN 

Consumable parts

	CM832	Washable polyester filter cartridge for TS1 Dimensions: 18 cm H x Ø13.2 cm Contains protection kit with mask and gloves
	CM828	Washable polyester filter cartridge for TS2 - TS4 Dimensions: 34 cm H x Ø13.5 cm Contains protection kit with mask and gloves



Built in QB

Innovation and unmatched reliability

The result of studies and research, the QB line revolutionizes the concept of Central vacuum unit.

It is ideal for use both indoors and outdoors; its minimal Design and the ability to customize its color integrate it perfectly in any living context.

It is a heap of innovation that guarantees high performance, maximum silence, ease of use and maintenance.

Reliability of high-quality materials

The high strength and shockproof plastic materials Build, with treatments that guarantee a high resistance to wear and atmospheric agents, make this line the maximum expression of reliability and durability.

Simple installation

Made with great attention To ensure ease of installation, inserting the central power unit in the built in enclosure is carried out in a few minutes without having to drill the sides, or using any additional anchoring systems. The air expulsion is from the front, straight from the door of the machine, but in case of need, the air can be conveyed using the supplied devices.

Soft Start

Despite its simplicity, it is not lacking technology. The soft start, also present in the QB line, it allows longer life of the electrical and electronic components and reduction of consumption.

IP protection degree

The built in QB central unit is certified with a high degree of protection ranging from a minimum of IP43 to a maximum of IP55, depending on the air expulsion mode (see data sheets).

Thermal acoustic test zero impact

The Giordano institute, test laboratory and accredited body, has tested the thermo-acoustic impact under both static conditions and as a predisposition (with the built-in enclosure only), than as a complete installation (adding central and frame of finish), certifying zero impact of the central power unit on the building. Test report Available n°300991 and 301065.

Simple and safe maintenance

Within seconds you have access to both filter cartridge and Ecobox dust collection container.

Certified test by Giordano Institute

The assembly of the QB unit, built into the external walls, reduces the dimensions, has a pleasant aesthetic impact, and does not compromise both thermal and acoustic insulation of the building, as demonstrated by the verification tests No. 300991 and 301065 carried out by GIORDANO INSTITUTE. The test reports can be downloaded from the website: www.aertecnica.com

TESTED BY  **ISTITUTO
GIORDANO**
Qualità & Sicurezza

Continuous innovation

- Contemporary Design
- Maximum silence
- Easy and low maintenance
- Easy installation





Model	Q200
Code	CM200Q
Recommended surface up to (m ²)	200
Recommended Pratico Smart socket	1
Simultaneous operators	1

Technical data sheet pag. 30



* IP55 with canalized air exhaustion | IP45 with air exhaustion from the door, Aertecnica patent IT1378541



CM200Q QB central power unit - Q200

QB is compatible with the PRATICO system.

QB does not use Wireless starter technology.

The QB control unit can be installed in the enclosure box made in high resistance plastic materials (CM021Q).
Aertecnica patent IT1378541



CM821Q

Frame and definitive door kit for high-resistance plastic BUILT-IN enclosure for QB central power unit (cod. CM021Q)



The kit includes the frame and the final door for closing the enclosure box for QB Q200 control unit (code CM021Q) or WALL-mounted QB with central vacuum unit QB Q200 (code CM330Q).
Overall dimensions L55x83,2H cm

Materials for preparation




CM021Q

High-resistance plastic BUILT-IN enclosure for QB central power unit



CM321Q

Insulation high-resistance plastic BUILT-IN enclosure for QB central power unit



Components

- ① Thermo-acoustic insulation in polystyrene
- ② Built-in enclosure in high resistance plastic material with plaster saver doors
- ③ Central vacuum unit QB
 - ③a Soundproofed engine compartment and Soft Start electronic board
 - ③b Cyclonic compartment and large surface area washable polyester filter cartridge
 - ③c Ecological biodegradable cardboard dust container, ECOBOX
- ④ Internal door with magnetic closure
- ⑤ High resistance plastic frame
- ⑥ High resistance plastic door

Additional accessories

	CM181T 	Kit wireless per avviamento / arresto centrali aspiranti QB, completo di ricevitore e impugnatura ergonomica con trasmettitore (senza tubo flessibile)
	CM183T 	Curved fitting - ergonomic handle Ø32 for Pratico flexible hose with wireless transmitter (COD. AP12PR - AP15PR) and wireless kit (COD. CM186T - CM187T - CM188T - CM189T)
	CM837 	Remote control for starting/stopping the central power unit to be used with the wireless kit CM184T-CM183T-CM182T-CM181T and VAC PAN.

Consumable parts

	CM833Q	Washable polyester filter cartridge for QB Q200 central power unit Contains protection kit with mask and gloves
	CM814Q	Eco-friendly cardboard dust bin for QB Q200 central power unit (5 pcs pack) Contains protection kit with mask and gloves



Wall mounted QB

Unparalleled innovation and reliability applicable to any vacuum system

The result of studies and research, the QB line revolutionizes the concept of central vacuum unit, guaranteeing the quality of Aertecnica products and performances that are second to none on the market.

The wall mounted QB central power unit is ideal for use in both indoor and exteriors, is extremely silent, and aesthetically zero impact on the building. It is a heap of innovation that guarantees performance, ease of use and small size.

Design and innovation

Clean and elegant lines, it is perfectly integrable in any vacuum cleaner system. It is possible to paint the central vacuum unit same color as the building so to ensure maximum integration from an aesthetic point of view. Two main bodies mating with magnetic system make up in the filter compartment a cyclonic structure with helical air flow that allows high dust reduction in very small dimensions. It can be installed on any wall.

Ease of installation

Made with great attention for ease of installation, it allows different possibilities for the suction and ejection piping connection and the fixing is simple, fast, and intuitive. The expulsion of the air is frontal, straight from the central vacuum unit door, but in case of need, the air can be conveyed using the supplied devices.

Soft Start

Despite its simplicity, it is not lacking technology. The soft start, also present in the QB line, it allows longer life of the electrical and electronic components and reduction of consumption.

IP protection degree

the built in QB central unit is certified with a high degree of protection ranging from a minimum of IP43 to a maximum of IP55, depending on the air expulsion mode (see data sheets).

Always under control

The monitoring of functions from remote is possible via a special device upon request.



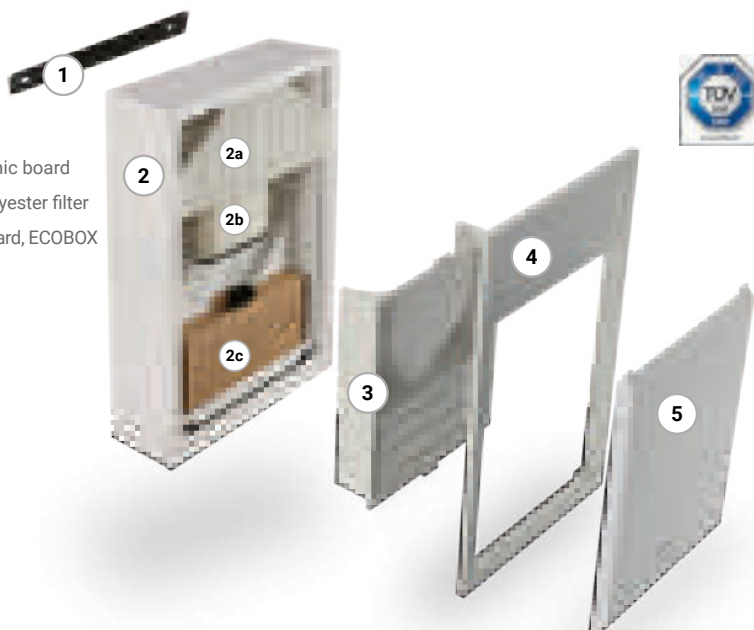
Simple and safe maintenance

The maintenance operations on the filter cartridge, made of easily regenerable and of large surface polyester material, when necessary, are extremely simple and precise, thanks to the self-centering system. Access to the central compartment is possible in maximum safety, extracting the magnetic Snap-on front covers (intuitive operation doable in even very small spaces); within seconds you have access to both filter cartridge and to the Ecobox dust collection container (sealable before disposal, once filled).



Components

- ① Wall fixing bracket
- ② Central vacuum unit QB
 - 2a Soundproofed engine compartment and Soft Start electronic board
 - 2b Cyclonic compartment and large surface area washable polyester filter
 - 2c Dust collection container in biodegradable ecological cardboard, ECOBOX
- ③ Internal door with magnetic closure
- ④ High resistance plastic frame
- ⑤ High resistance plastic door



Model	Q200
Code	CM330Q
Recommended surface up to (m ²)	200
Recommended Pratico Smart socket	1
Simultaneous operators	1



* IP55 with canalized air exhaustion | IP45 with air exhaustion from the door, Aertecnica patent IT1378541



CM330Q QB Q200 central vacuum unit with WALL-enclosure in high resistance thermoplastic material and UV protection

New wall mount QB Q200 enclosure, prepared for electrical connection.
Compatible with PRATICO
Dimensions: L 55 x D 25 x H 83,2
Aertecnica's patent IT1378541

Optional built-in predisposition




CF330Q QB wall cod. CM330Q Rear installation kit

Versatile in installation

Possible connections to the DUST INLET line (Vacuum) and to the AIR EXHAUSTION line (Expulsion).

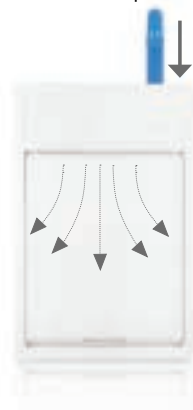
A. STANDARD:
LATERAL dust inlet
FRONT air exhaustion



B. STANDARD:
LATERAL dust inlet
CHANNALED air expulsion upwards









C. HIGH:
Dust inlet on TOP
FRONT air expulsion





D. HIGH:
Dust inlet from ABOVE
CHANNELED air exhaustion upwards



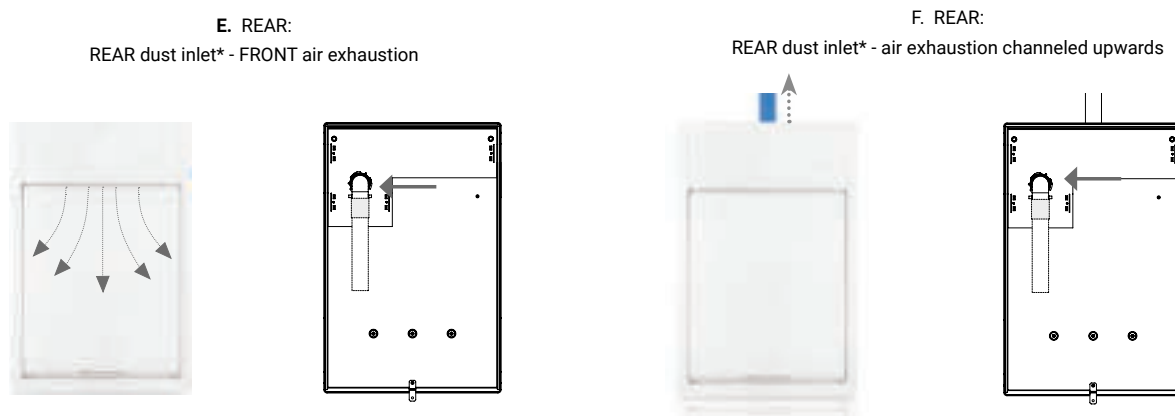
Additional accessories

	CM181T	Kit wireless per avviamento / arresto centrali aspiranti QB, completo di ricevitore e impugnatura ergonomica con trasmettitore (senza tubo flessibile)
		
	CM183T	Curved fitting - ergonomic handle Ø32 for Pratico flexible hose with wireless transmitter (COD. AP12PR - AP15PR) and wireless kit (COD. CM186T - CM187T - CM188T - CM189T)
		
	CM837	Remote control for starting/stopping the central power unit to be used with the wireless kit CM184T-CM183T-CM182T-CM181T and VAC PAN.
		

Consumable parts

	CM833Q	Washable polyester filter cartridge for QB Q200 central power unit Contains protection kit with mask and gloves
	CM814Q	Eco-friendly cardboard dust bin for QB Q200 central power unit (5 pcs pack) Contains protection kit with mask and gloves

For rear installations, both with the **FRONT** air exhaustion (fig. E) and with the **UPWARD** air exhaustion (fig. F), it must be used the rear installation kit for wall mounted QB in thermoplastic material Cod. CF330Q





X-Pert RT



A perfect professional line to answer to high performance demands

X-PERT RT is designed to be used in the large surfaces residential sector or in the commercial sector, also for multi-user systems. Supplied with single-phase 220 volt or three-phase 380 volts power supply, is particularly suitable for villas, gyms, offices, restaurants, clinics, hotels, Bed & Breakfasts etc., up to a maximum of two contemporary utilities.

X-PERT RT is the line of central vacuum units that covers the interposed range of use between the traditional residential sector and the tertiary sector with multiple simultaneous users (more than two).



Aertecnica patent IT1397753
The X-Pert RT aertecnica line




APF system

Self-cleaning filter system
Aertecnica patent IT1397753



The APF system is an innovative and patented system that uses vibration to reduce the deposit of dust and the clogging of the filter cartridge. The self-cleaning system is self-powered by the vacuumed in air, it has no additional electrical consumption. While the machine is working, variably, based on the air intake, one turbine drives one weight which creates a vibrations in the filter cartridge with the consequent reduction of the dust deposit that clog it. Reduces maintenance interventions on the filter and guarantees suction capacity at optimal levels for longer.



Model	RT1A
Code	CIRT10A
Recommended surface up to (up to m ²)	1.500
Recommended Pratico Smart socket	15
Simultaneous operators	1

Model	RT2A
Code	CIRT20A
Recommended surface up to (up to m ²)	1.500
Recommended Pratico Smart socket	-
NSimultaneous operators	1-2

Model	RT2MA
Code	CIRT20MA
Recommended surface up to (up to m ²)	1.500
Recommended Pratico Smart socket	-
Simultaneous operators	1-2

Code	Description
CIRT20A	X-PERT RT central power unit RT2A - 2,6 kW - 380V three-phase with APF System
CIRT20MA	X-PERT RT central power unit RT2MA - 2,6 kW - 230V SINGLE-PHASE with APF System
CIRT10A	X-PERT RT central power unit RT1A - 2,2 kW - 380V three-phase with APF System

Technical data sheet pag. 30

Style, technology and high performances

The X-PERT RT line combines the highest technical and functional advantages with elegance of design and reduced maintenance. A synthesis that combines perfectly technical needs with functionality and controls simplicity through the on-board display and remote monitoring devices applicable to it.

Low maintenance, simplified and safe APF device

The exclusive patented APF device is an automatic and programmable filter cartridge cleaning system, which significantly reduces maintenance

interventions maintaining for a long time a high vacuum efficiency of the central vacuum unit.

Design

A charming and captivating style with sharp lines that express strength and reliability from the first look. Authentic beauty, beyond any trend, durability and high-quality materials.

Easy to install

The design of the X-PERT RT line was built with great attention to assure an easy installation.

The dust inlet is reversible on both sides and the air exhaustion it's on top of the machine, allowing for maximum flexibility and simplicity of installation,

whatever the positioning of the central vacuum unit, with possibilities connection of the pipes both on the right side than on the left.

Soft Start, Plug & Play connection and auto setting

Soft start, present also in the X-PERT RT line, allows longer life of the electrical and electronic components and reduction of consumption.

The electrical connection of the central vacuum unit is Plug & Play, very simple and intuitive.

The control unit programs itself in auto setting on first activation.

A

- Air exhaustion
- Air flow division plate for motor cooling
- General on/off switch
- Soft Start Electronic board
- Temperature sensor
- Control Panel with AVI Display
- Inverter (only on RT2A - RT2MA models).
- Compensation valve for pressure adjustment only provided with model RT1A
- MODBUS communication system
- Side channel blower (Motor)

B

- APF System*
- Washable polyester filter cartridge
- Left/right reversible dust inlet
- Filter cartridge fastening knob
- Handle for opening/closing of "Quick Scroll" dust container


C

- Deflector cone with seal
- Bag Tensioner
- Dust collection bag
- "Quick Scroll" dust container with wheels
- Anti-vibration base


* If the vacuum system is activated during the scheduled filter self-cleaning cycle (APF System), the central vacuum unit restart time will be approximately 30 seconds. APF System, Filter Self-Cleaning System, patented (Europe Patent Pending no. 06793421.6)




Additional accessories

	CI380	Metal muffler Ø 80
	CI385	Plastic muffler Ø 80

Consumable parts

	CI825	Bags for X-pert RT RT1A, RT2MA, RT2A central units (20 pcs pack)
	CI884	Washable polyester filter cartridge for X-pert RT RT1A, RT2MA, RT2A Dimensions: 31cm H x Ø20 cm * Contains protection kit with mask and gloves



Technical data

Model		TD23	TD23A	TD34	TD34A	
Suggested cleaning surface (up to)	m ²	300	300	500	500	
Suggested Pratico sockets q.ty	n°	1-3	1-3	1-5	1-5	
Simultaneous Pratico Smart System operators	n°	1	1	1	1	
Power supply	Volt (Vac)	220/240	220/240	220/240	220/240	
Inverter	yes/no	NO	NO	NO	NO	
Motor power Watts (W)	Watts (W)	1350	1350	1590	1590	
Frequency	Hz	50/60	50/60	50/60	50/60	
Electrical Protection degree IP	IP	IP31	IP31	IP31	IP31	
RPM	rpm (giri/min.)	29892	29892	31672	31672	
Numer of fans	n°	3	3	3	3	
Soft start starting	yes/no	SI	SI	SI	SI	
Vacuum sockets power supply	Volt (Vcc)	12	12	12	12	
Vacuuuming power Air Watts	Air Watts	526	526	566	566	
Max air flow	m ³ /h	174	174	168	168	
Max depression	mbar	374	374	413	413	
Cartridge filter surface	cm ²	8200	8200	12300	12300	
Filter cartridge material	material	POLYESTER	POLYESTER	POLYESTER	POLYESTER	
Dust container capacity	Litri	23	23	23	23	
Dust collection bags	yes/no	YES	YES	YES	YES	
Microfiber multi-layer collection bag	yes/no	YES (optional)	YES (optional)	YES (optional)	YES (optional)	
Central power unit body	Material	FEP01 Steel	FEP01 Steel	FEP01 Steel	FEP01 Steel	
Dust container	Material	Washable Polypropylene	Washable Polypropylene	Washable Polypropylene	Washable Polypropylene	
Central power unit body coating high resistance dust painting	Material	High resistance dust painting	High resistance dust painting	High resistance dust painting	High resistance dust painting	
APF self cleaning system	yes/no	NO	SI	NO	SI	
Display		Backlit touch	Backlit touch	Backlit touch	Backlit touch	
Compatibility with wireless system	yes/no	YES	YES	YES	YES	
Connectivity	Wi-Fi 2,4 ghz	YES	YES	YES	YES	
App (ios / android) Aertecnica Device	Aertecnica Device App	YES	YES	YES	YES	
Compatibility with voice command	Amazon Alexa Google Assistant	YES	YES	YES	YES	
Integrated compensation valve	yes/no	NO	NO	NO	NO	
Vacuum power regulation		/	/	/	/	
Air inlet/outlet diameter	cm	50 - 2"	50 - 2"	50 - 2"	50 - 2"	
Height	cm	112	112	122	122	
Diameter	cm	32	32	32	32	
Dimensions l*h*w	cm	/	/	/	/	
Weight	kg	14	14	15,2	15,2	
Noise level	dB	64	64	64,5	64,5	
Dust inlet	Position	RX + LX	RX + LX	RX + LX	RX + LX	
Canalised air exaustion	Position	From top	From top	From top	From top	
Hepa filter for indoor exaustion	yes/no	YES (optional)	YES (optional)	YES (optional)	YES (optional)	
Supplied silencer	yes/no	YES	YES	YES	YES	
Service vacuum socket	yes/no	YES	YES	YES	YES	

NA = not applicable, applicable only on traditional systems

* limit the number of curves . Max 3 curves 90° o 2 curves 90° + 2 curves 45° . Minimum curves distancing 2 meters.

QB** ip55 with canalized air exaustion - ip45 with frontal door air exaustion

QB*** dimensions of the enclosure for QB central power unit frame + buit in enclosure + coibentation



	TS1	TS2	TS4	BUILT INN QB	WALL MOUNTED QB	RT1A	RT2A	RT2MA
	100	180	300	200	200	1500	1500	1500
	NA	NA	1-3*	1*	1*	15	NA	NA
	1	1	1	1	1	1	2	2
	220/240	220/240	220/240	220/240	220/240	380/400	380/400	220/240
	NO	NO	NO	NO	NO	NO	SI	SI
	1260	1600	1650	1600	1600	2200	2600	2600
	50/60	50/60	50/60	50/60	50/60	50/60	50/60	50/60
	IP21	IP21	IP21	IP55**	IP55**	IP21	IP21	IP21
	43507	46480	31014	46480	46480	2900	3500	3500
	1	1	2	1	1	1	1	1
	SI	SI	SI	SI	SI	NO	SI	SI
	12	12	12	12	12	12	12	12
	504	653	690	653	653	763	1133	1133
	207	195	238	195	195	300	360	360
	270	313	320	313	313	392	392	392
	4000	8000	8000	6500	6500	20000	20000	20000
	POLYESTER	POLYESTER	POLYESTER	POLYESTER	POLYESTER	POLYESTER	POLYESTER	POLYESTER
	15	15	23	13	13	66	66	66
	YES	YES	YES	Cardboard box	Cardboard box	YES	YES	YES
	NO	NO	NO	NO	NO	NO	NO	NO
	FEP01 Steel	FEP01 Steel	FEP01 Steel	Polypropylene	Polypropylene	FEP01 Steel	FEP01 Steel	FEP01 Steel
	Washable Polypropylene	Washable Polypropylene e	Washable Polypropylene	Cardboard box	Cardboard box	FEP01 Steel	FEP01 Steel	FEP01 Steel
	High resistance dust painting	High resistance dust painting	High resistance dust painting	/	/	High resistance dust painting	High resistance dust painting	High resistance dust painting
	NO	NO	NO	NO	NO	YES	YES	YES
	NO	NO	NO	NO	NO	AVI	AVI	AVI
	YES	YES	YES	YES	YES	YES	YES	YES
	NO	NO	NO	NO	NO	NO	NO	NO
	NO	NO	NO	NO	NO	NO	NO	NO
	NO	NO	NO	NO	NO	NO	NO	NO
	NO	NO	NO	YES	YES	YES	NO	NO
	/	/	/	/	/	/	ELECTRONIC	ELECTRONIC
	50 - 2"	50 - 2"	50 - 2"	50 - 2"	50 - 2"	80	80	80
	64	90	103	/	/	161	161	161
	28	28	32	/	/	46	46	46
	/	/	/	54,5x83,2x26,1***	55x83,2x25***	63x161x62	63x161x62	63x161x62
	9,3	12,3	15,8	13	13	99	100	100
	57	55,6	58	55,8**	55,8**	<70	<70	<70
	RX + LX	RX + LX	RX + LX	Upward	RX + backward + upward	RX + LX	RX + LX	RX + LX
	RX	RX	RX	Top front	Top front	From top	From top	From top
	YES (optional)	YES (optional)	YES (optional)	NO	NO	NO	NO	NO
	NO	NO	SI	NO	NO	NO	NO	NO
	NO	NO	NO	NO	NO	NO	NO	NO



Pratico Smart

The vacuum socket with the retractable flexible hose system

The comfortable and invisible solution

The retractable hose pulls straight out from the Pratico Smart socket: it is always available to be used and, once the job is done, thanks to the powerful suction power of the TUBÒ central power units, simply disappears inside the wall. Cleaning is now extremely practical and fast.




Always ready to use

Always ready for action. Thanks to Pratico, with a simple movement you can lift the socket's lid located by the wall, extract the flexible hose and clean every corner of your home, without having to drag unnecessary weight around the room. Once cleaning is over, the vacuum cleaning hose once again disappears retracting inside its socket.

The 12 metres flexible tube, complete with scrolling and protection coating, allows you to easily reach every bit of your house.




With a single Pratico Smart socket you can clean a large area




Minimal design

The clean lines make Pratico Smart discreet, and easily suitable for all kinds of environments. It can also be painted the same colour as your wall, to increase mimicry.



Practical and invisible

The flexible tube completely hides itself within the wall: there is no need for a closet in which to hide it.



Maximum integration

Pratico smart socket can be installed on all walls with a minimum depth of 10 cm, for both internal and perimetric walls, be it brickwork or drywall.




PA101PRS Socket frame PRATICO SMART



PA102PRS PRATICO SMART socket cover + valve

Preparation set




TR52PRS Master installation set 1 point PRATICO SMART 2" SOCKET POINT + 1 TUBÒ | ROBÒ socket point and 1 service socket point

TR52PRS comprised of:

- n. 1 socket frame PRATICO SMART (cod. PA101PRS)
- n. 3 2" PRATICO PVC elbow at 90° FF, wide radius Performance (cod. TRX25PRP)
- n. 2 2" PRATICO PVC elbow at 45° FF, wide radius Performance (cod. TRX22PRP)
- n. 2 2" PRATICO PVC elbow at 22.5° FF, wide radius Performance (cod. TRX28PRP)
- n. 6 2" L PRATICO PERFORMANCE PVC rubber sleeve with head (cod. TR21PRP)
- n. 2 Service socket frame Ø 50 with curved union (cod. ITR803)
- n. 4 45° FF PVC elbow Ø 50 (cod. TR052)
- n. 4 45° MF PVC elbow Ø 50 (cod. TR051)
- n. 3 90° FF PVC elbow Ø 50 (cod. TR055)
- n. 2 45° FF PVC y-connector Ø 50 (cod. TR054)
- n. 4 PVC sleeve with head Ø 50 (cod. TR210)
- n. 1 Sleeve adapter in ABS Ø50 M to 2" F (cod. TR212)
- n. 1 Self-sealing adhesive for PVC, 250-g can with rotary brush (cod. CF105)
- n. 30 PVC wiring clamps, 30cm, blue (cod. PE410)
- mt 14 2" PRATICO PVC pipe, 1.6 mm thick (per m) (2 m bars) cod. TR20PR
- mt 14 PVC pipe Ø 50, 2.1mm thick, 2m bar (per m) (cod. TR050)
- mt 50 H05V-K 2X1 pre-wired IMQ-approved sheathing, Ø 16, 25m (per m). (cod PE111)
- n. 14 METAL COLLARS TYPE OHM Ø 50

** Cables within the pre-wired are compliant with the update standard EN 50575:2014+A1:2016*









TR32PRS 2" PRATICO SMART socket 1 point preparation kit

TR32PRS: comprised of:


- n. 1 socket frame PRATICO SMART (cod. PA101PRS)
- n. 3 2" PRATICO PVC elbow at 90° FF, wide radius Performance (cod. TRX25PRP)
- n. 2 2" PRATICO PVC elbow at 45° FF, wide radius Performance (cod. TRX22PRP)
- n. 2 2" PRATICO PVC elbow at 22.5° FF, wide radius Performance (cod. TRX28PRP)
- n. 6 2" L PRATICO PERFORMANCE PVC rubber sleeve with head (cod. TR21PRP)
- n. 1 45° FF PVC y-connector Ø 50 (cod. TR054)
- mt 14 2" PRATICO PVC pipe, 1.6 mm thick (per m) (2 m bars) (cod. TR20PR)
- n. 1 Sleeve adapter in ABS Ø50 M to 2" F (cod. TR212)
- n. 1 Self-sealing adhesive for PVC, 125-g tube with measuring device (cod. CF103)
- mt 25 H05V-K 2X1 pre-wired IMQ-approved sheathing, Ø 16, 25m (per m) (cod. PE111)
- n. 15 PVC wiring clamps, 30cm, blue (cod. PE410)
- n. 14 METAL COLLARS TYPE OHM Ø 50

** Cables within the pre-wired are compliant with the update standard EN 50575:2014+A1:2016*


Preparation materials for Pratico system

	TR20PR	2" PRATICO PVC hose, 1.6 mm thick (per m) (2 m bars)
	TR21PRP	2" L PRATICO PERFORMANCE PVC rubber sleeve with head
	TR212	Sleeve adapter in ABS Ø50 M to 2" F
	TRX28PRP	2" PRATICO PVC elbow at 22.5° FF, wide radius Performance
	TRX22PRP	2" PRATICO PVC elbow at 45° FF, wide radius Performance
	TRX25PRP	2" PRATICO PVC elbow at 90° FF, wide radius Performance



Flexible hose for Pratico system

	AP12PRT	PRATICO Ø32 flexible hose, 12 MT long equipped with soft touch handle, unions and protection braid
---	---------	--


Hose accessories for Pratico system

	AP390PR	Protection set for the 12 m PRATICO flexible hose , Ø32, complete with accessory to apply the protective coating to the flexible hose (spare parts)
---	---------	---

Hose spare parts for Pratico system

	AP315T	Tubò soft touch handle Ø32 equipped with pressure regulator and rotatable union
	AP353PRT	Union set for the PRATICO flexible hose with ergonomic handle (spare parts) Comprised of: • hose protection coating locking fitting • ergonomic handle for Ø32 flexible hose with pressure regulator (code AP314PRT)

Preparation set Ø50




TR022

Integrative preparation set for 2 NEW AIR socket points Ø 50

Comprised of:

- n. 2 NEW AIR Ø 50 socket frame, built-in with curved union (cod. PA012)
- n. 4 45° FF PVC elbow Ø 50 (cod. TR052)
- n. 4 45° MF PVC elbow Ø 50 (cod. TR051)
- n. 3 90° FF PVC elbow Ø 50 (cod. TR055)
- n. 2 45° FF PVC y-connector Ø 50 (cod. TR054)
- n. 15 PVC wiring clamps, 30cm, blue (cod. PE410)
- n. 4 PVC sleeve with head Ø 50 (cod. TR210)
- n. 1 Self-sealing adhesive for PVC, 125-g tube with measuring device (cod. CF103)
- mt 25 H05V-K 2X1 pre-wired IMQ-approved sheathing, Ø 16, 25m (per m) (cod. PE111)
- mt 14 PVC pipe Ø 50, 2.1mm thick, 2m bar (per m) (cod. TR050)

** The cables inside the pre-wired cable comply with the EN 50575:2014+A1:2016*




TR024R

Preparation set for 3 NEW AIR socket points Ø 50 + 1 Robò socket frame

Comprised of:

- n. 3 NEW AIR Ø 50 socket frame, built-in with curved union cod. PA012)
- n. 1 Service socket frame Ø 50 with curved union (cod. ITR803)
- n. 8 45° FF PVC elbow Ø 50 (cod. TR052)
- n. 6 45° MF PVC elbow Ø 50 (cod. TR051)
- n. 5 90° FF PVC elbow Ø 50 (cod. TR055)
- n. 4 45° FF PVC y-connector Ø 50 (cod. TR054)
- n. 15 PVC wiring clamps, 30cm, blue (cod. PE410)
- n. 8 manicotti con battente PVC Ø 50 (cod. TR210)
- n. 1 Self-sealing adhesive for PVC, 125-g tube with measuring device (cod. CF103)
- mt 25 H05V-K 2X1 pre-wired IMQ-approved sheathing, Ø 16, 25m (per m) (cod. PE111)
- mt 22 PVC pipe Ø 50, 2.1mm thick, 2m bar (per m) (cod. TR050)

** The cables inside the pre-wired cable comply with the EN 50575:2014+A1:2016*



TR025R











Preparation set for 5 NEW AIR socket points Ø 50 + 1 Robò socket frame

omprised of:










- n. 5 NEW AIR Ø 50 socket frame, built-in with curved union cod. PA012)
- n. 1 Service socket frame Ø 50 with curved union (cod. ITR803)
- n. 10 45° FF PVC elbow Ø 50 (cod. TR052)
- n. 8 45° MF PVC elbow Ø 50 (cod. TR051)
- n. 8 90° FF PVC elbow Ø 50 (cod. TR055)
- n. 6 45° FF PVC y-connector Ø 50 (cod. TR054)
- n. 30 PVC wiring clamps, 30cm, blue (cod. PE410)
- n. 10 manicotti con battente PVC Ø 50 (cod. TR210)
- n. 1 Self-sealing adhesive for PVC, 125-g tube with measuring device (cod. CF103)
- mt 50 H05V-K 2X1 pre-wired IMQ-approved sheathing, Ø 16, 25m (per m) (cod. PE111)
- mt 36 PVC pipe Ø 50, 2.1mm thick, 2m bar (per m) (cod. TR050)

** The cables inside the pre-wired cable comply with the EN 50575:2014+A1:2016*

Plant material Ø50




	TR050	PVC pipe Ø 50, 2.1mm thick, 2m bar (per m)
	TR051	45° MF PVC elbow Ø 50
	TR052	45° FF PVC elbow Ø 50
	TR055	90° FF PVC elbow Ø 50
	TR053	45° MF PVC y-connector Ø 50
	TR054	45° FF PVC y-connector Ø 50
	TR210	PVC sleeve with head Ø 50
	TR265	PVC eccentric conical increase adapter Ø 50F/63M
	TR250	PVC concentric conical increase adapter Ø 50F/82F for air vent grill
	TR310	PVC air vent grill Ø 82

Plant material Ø63 - Ø80




	TR060	PVC pipe Ø 63, 3mm thick, 2m bar (per m)
	TR080	PVC pipe Ø 80, 3mm thick, 2m bar (per m)
	TR061	45° MF PVC elbow Ø 63
	TR081	45° MF PVC elbow Ø 80
	TR062	45° FF PVC elbow Ø 63
	TR082	45° FF PVC elbow Ø 80
	TR063	45° MF PVC y-connector Ø 63
	TR083	45° MF PVC y-connector Ø 80
	TR064	45° FF PVC y-connector Ø 63
	TR084	45° FF PVC y-connector Ø 80
	TR215	PVC sleeve with head Ø 63
	TR225	PVC sleeve with head Ø 80
	TR275	PVC eccentric conical increase adapter Ø 63F/80M
	TR310	PVC air vent grill Ø 82
	TR315	PVC air vent grill Ø 100
	TR340	TPVC screw-on inspection cap Ø 63
	TR350	PVC screw-on inspection cap Ø 80

Socket frames


Socket frames New Air | Logik New Air

	PA012	NEW AIR Ø 50 socket frame, built-in with curved union PA012 can also be used for installation in movable/plasterboard walls.
	PA022	NEW AIR Ø 50 and Ø 40 socket frame, built-in with straight union PA012 can also be used for installation in movable/plasterboard walls.
	PA034	Plaster mould for NEW AIR socket frames Dimensions: 10x7x5,5 cm (LxHxP) (10 pcs pack)


Square series socket frames

	PA060	SQUARE Ø 50 socket frame, built-in with curved union
	PA061	SQUARE Ø 40-Ø 50 socket frame, built-in with straight union
	PA062	SQUARE Ø 40-Ø 50 socket frame for plasterboard with curved union



Service socket frame

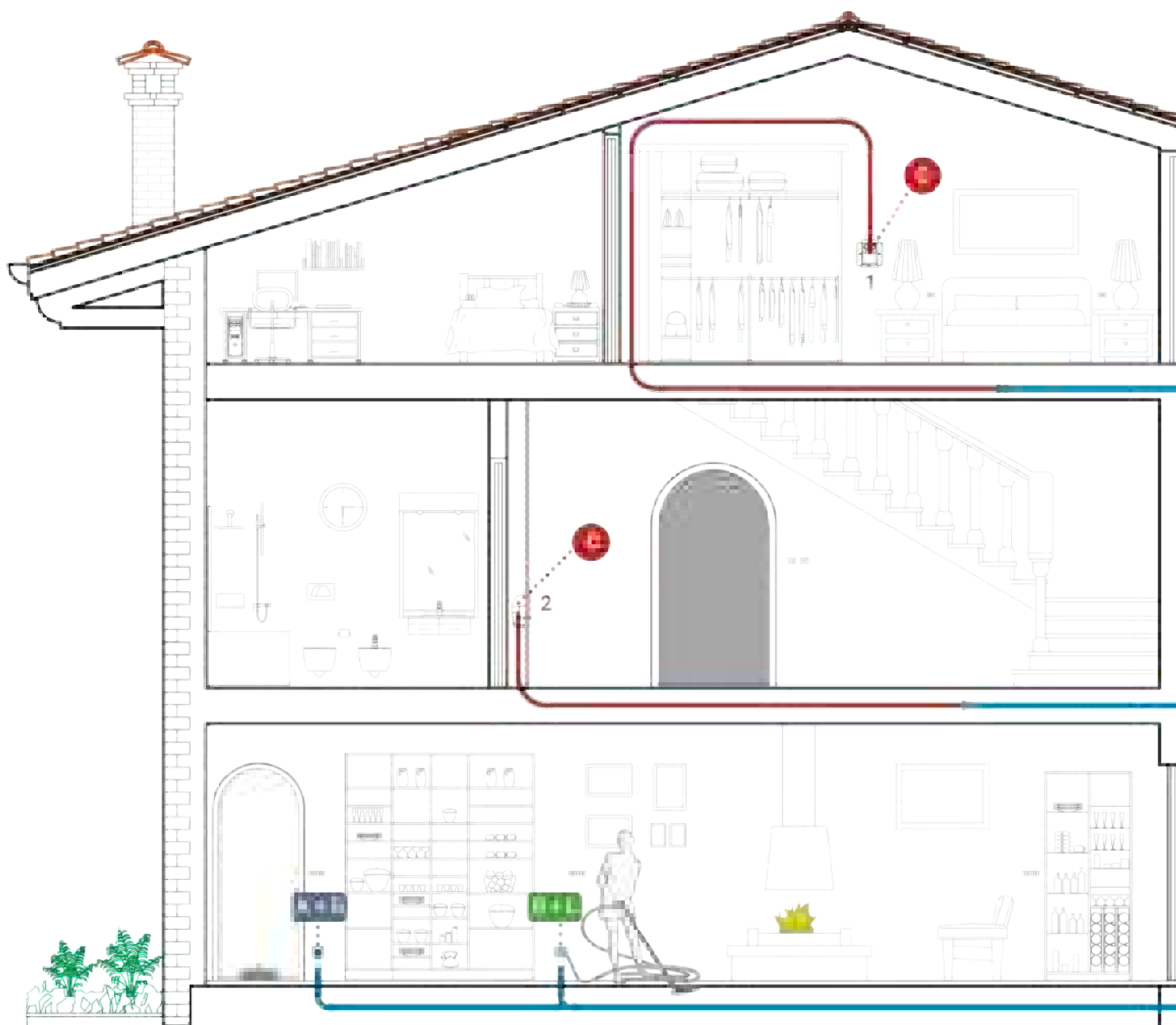
	ITR803	Service socket frame Ø 50 with curved union
---	--------	---

Vac Pan series socket frames

	PA033	Steel socket frame kit for Vac Pan wall socket
---	-------	--

Floor series socket frames

	PA040	Aluminium FLOOR Ø 50 socket frame, floor-mounted, with curved union
	PA045	Aluminium FLOOR Ø 50 socket frame, floor-mounted, with straight union



**A ITR803
SERVICE
COUNTER SOCKET**

The Ø 50 counter socket with curved fitting, offers the possibility to connect the dust outlet line with a wide range of products TUBÒ system by Aertecnica.



D VAC PAN



**E SQUARE
Vacuum socket**



**G TR900L
LASER TUBÒ ROBÒ**



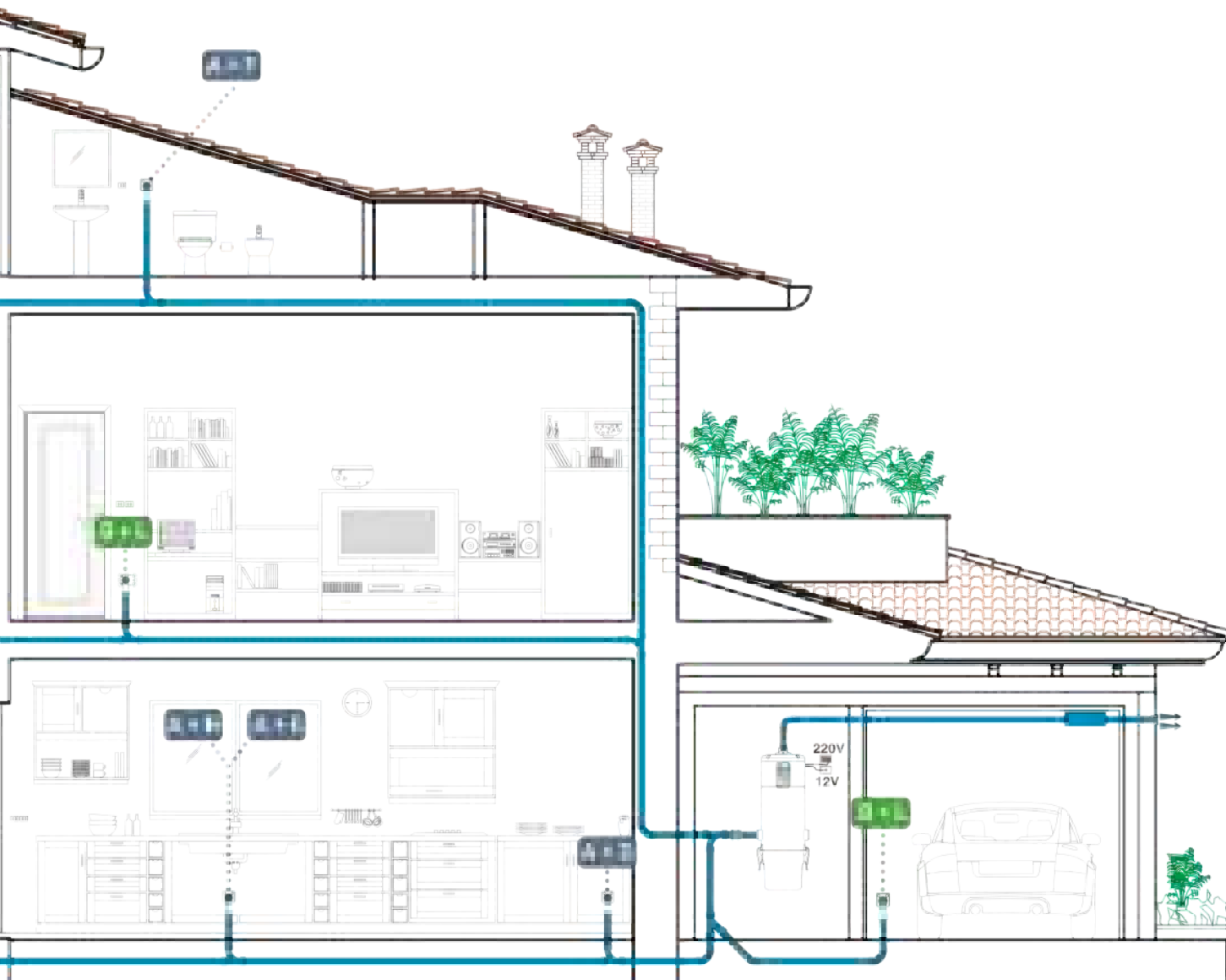
F SPEEDY



**H AP286
VROOM CLEANING KIT**

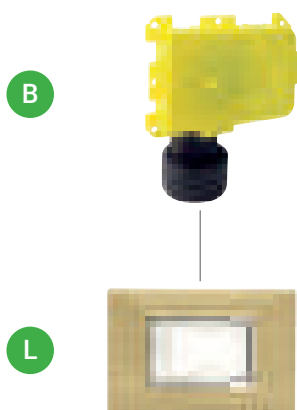


Tubò Smart Vacuum Net system vacuum sockets and cleaning accessories connections technical diagram



PA012 - NEW AIR COUNTER SOCKET

The Ø 50 counter socket is dedicated to socket bodies and Aertecnica supports adapters, compatible with most of electric plates on the market.




Pratico Smart system

With the Pratico Smart system, the flexible hose disappears inside the walls. The whole vacuum cleaner system within a single socket.



C

- 1 The hose comes out from the top 2 The hose comes out from the bottom





General installation material




Installation fixing material

	CF103	Self-sealing adhesive for PVC, 125-g tube with measuring device
	CF105	Self-sealing adhesive for PVC, 250-g can with rotary brush
	CF108	Self-sealing adhesive for PVC, 500-g can with rotary brush
	CF210	Lightweight iron collar, Ø 50, with rigid locking pin
	CF220	Lightweight iron collar, Ø 63, with rigid locking pin
	PE410	PVC wiring clamps, 30 cm, blue
	PE415	PVC wiring clamps, 36cm, white
	PE310	Built-in electric box type 503
	PE311	Electrical box type 503 for built-in plasterboard

Electrical components

	PE110	H05V-K 2X1 pre-wired IMQ-approved sheathing, Ø 16, 100m (per m) * Cables within the pre-wired are compliant with the update standard EN 50575:2014+A1:20166
	PE111	H05V-K 2X1 pre-wired IMQ-approved sheathing, Ø 16, 25m (per m) * Cables within the pre-wired are compliant with the update standard EN 50575:2014+A1:20166
	PE112	H05V-K 2X1 pre-wired IMQ-approved sheathing, Ø 16, 50m (per m) * Cables within the pre-wired are compliant with the update standard EN 50575:2014+A1:20166
	PE280	Terminal strips type E23
	PE285	Terminal strips type E25

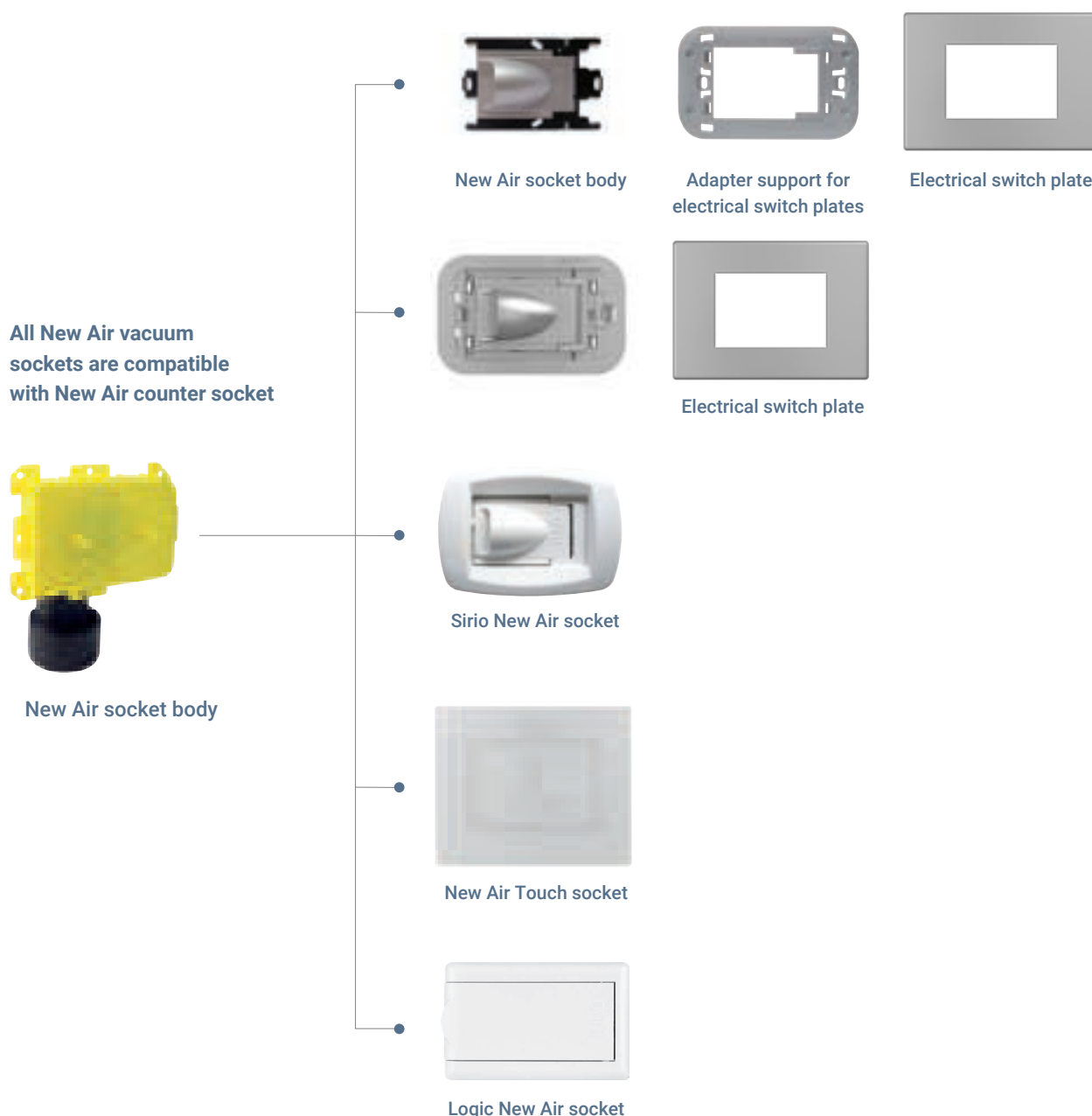
Component list for installation and fixing

	AP050	Bulk hose d50 per meter (WIREFLEX cod. 1WX10000090) CONF. MT10
	AP803	Service outlet connection sleeve to 50mm (REC.)
	PA032	Service socket assembly kit for furniture

Technological excellence

From a technical point of view, **Aertecnica** was the first company to resolve the problem of perfectly fastening the socket to the wall.

Made from high quality thermoplastic materials, the Air sockets, now called New Air sockets, are sufficiently robust and rigid to prevent any flexion that could cause air leaks in the system. The OR dual seal ensures perfect contact between the socket and socket frame, even if the socket frame is not perfectly flush with the plasterwork. All these features ensure the vacuum system works perfectly.



New Air vacuum sockets for ABB plates



ABB Elòs

Vacuum socket for ABB Elòs plate series | Color: DARK GRAY

For this series, the vacuum socket is made up of the *SOCKET BODY* and the *ADAPTER SUPPORT*.
The ABB Elòs plate must be purchased separately.



NA610

NEW AIR socket body ABB ELÒS

New Air socket bodies are supplied complete with fixing screws and electrical connection terminals.



NA689

Adapter support for ABB ELOS switch plate

New Air vacuum sockets for AVE plates



AVE Banquise

Vacuum socket for plate series AVE Banquise | Color: WHITE

For this series, the vacuum socket is made up of the *SOCKET BODY* and the *ADAPTER SUPPORT*.
The AVE Banquise plate must be purchased separately.



NA620

NEW AIR socket body Ave BANQUISE

New Air socket bodies are supplied complete with fixing screws and electrical connection terminals.



NA682

Adapter support for Ave BANQUISE switch plate

AVE Sistema 44

Vacuum socket for AVE Sistema 44 Life | plate Color: WHITE

For this series, the vacuum socket is made up of the SOCKET BODY and the ADAPTER SUPPORT.
The AVE Sistema 44 plate must be purchased separately.



NA620

NEW AIR socket body Ave Sistema 44

New Air socket bodies are supplied complete with fixing screws and electrical connection terminals.



NA683

Adapter support for Ave SISTEMA 44, DOMUS 100 switch plate

AVE Sistema 44 Allumia

Vacuum socket for plate series AVE Allumia | Color: GLOSSY LIGHT METALLIC GRAY

For this series, the vacuum socket is made up of the SOCKET BODY and the ADAPTER SUPPORT.
The AVE Allumia plate must be purchased separately.



NA622

NEW AIR socket body AVE Sistema 44 Allumia

New Air socket bodies are supplied complete with fixing screws and electrical connection terminals.



NA679

Adapter support for AVE Sistema 44 Allumia switch plate

AVE Sistema 44 Life

Vacuum socket for plate series AVE Sistema 44 | Color: GLOSSY BLACK

For this series, the vacuum socket is made up of the SOCKET BODY and the ADAPTER SUPPORT.
The AVE System 44 plate must be purchased separately.



NA627

NEW AIR socket body AVE Sistema 44 Life

New Air socket bodies are supplied complete with fixing screws and electrical connection terminals.



NA677

Adapter support for AVE Sistema 44 Life switch plate

AVE Sistema 44 Tekla

Vacuum socket for plate series AVE Sistema 44 | Color: DARK GRAY

For this series, the vacuum socket is made up of the SOCKET BODY and the ADAPTER SUPPORT.
The AVE System 44 plate must be purchased separately.



NA610

NEW AIR socket body AVE Sistema 44 Tekla

New Air socket bodies are supplied complete with fixing screws and electrical connection terminals.



NA675



Adapter support for AVE Sistema 44 Tekla switch plate

New Air Touch vacuum sockets

The New Air AVE Touch line represents an important differentiation in the world of electric finishing plates. An innovative sliding system covers the vacuum socket, integrating perfectly with those intended for the Electric devices. An elegant graphic is screen-printed on the glass of the Touch socket, which easily identifies the vacuum point.





AVE Sistema 44 Touch

	PA225	TOUCH New Air, AVE Sistema 44 socket <i>Color: glossy white</i> TUBÓ System Exclusive Product. Complete retractable socket. Built-in electric sliding plate.
	PA224	TOUCH New Air, AVE Sistema 44 socket <i>Color: absolute black</i> TUBÓ System Exclusive Product. Complete retractable socket. Built-in electric sliding plate.






New Air socket bodies are supplied complete with fixing screws and electrical connection terminals

AVE Sistema 44 Allumia

	PA232	NEW AIR ALLUMIA TOUCH Socket, Ave Sistema 44 Allumia <i>Color: silver grey with aluminum natural light electrical switch plate</i> TUBÓ System Exclusive Product. Complete retractable socket. Built-in electric sliding plate..
	PA233	NEW AIR ALLUMIA TOUCH Socket, Ave Sistema 44 Allumia <i>Color: silver grey with dark aluminum electrical switch plate</i> TUBÓ System Exclusive Product. Complete retractable socket. Built-in electric sliding plate.

New Air socket bodies are supplied complete with fixing screws and electrical connection terminals





AVE Sistema 44 Smart

	PA272.1	Vacuum socket compatible with Ave Sistema 44 Smart electrical switch plate <i>Colore: white</i> Complete with socket body and adapter support. Electrical switch plate not included.
	PA273.1	Vacuum socket compatible with Ave Sistema 44 Smart electrical switch plate <i>DOMUS - Color: glossy white</i> Complete with socket body and adapter support. Electrical switch plate not included.
	PA271.1	Vacuum socket compatible with Ave Sistema 44 Smart electrical switch plate <i>ALLUMIA - Color: light glossy metallic grey</i> Complete with socket body and adapter support. Electrical switch plate not included.
	PA270.1	Vacuum socket compatible with Ave Sistema 44 Smart electrical switch plate <i>LIFE - Color: glossy dark grey</i> Complete with socket body and adapter support. Electrical switch plate not included.
	PA274	Vacuum socket compatible with Ave Sistema 44 Smart electrical switch plate <i>TEKLA - Color: dark grey</i> Complete with socket body and adapter support. Electrical switch plate not included.

AVE Sistema 45

Vacuum socket for plate series AVE Sistema 45 | Color: IVORY

For this series, the vacuum socket is made up of the **SOCKET BODY** and the **ADAPTER SUPPORT**.
The AVE System 45 plate must be purchased separately.

	NA625	NEW AIR socket body Ave Sistema 45 New Air socket bodies are supplied complete with fixing screws and electrical connection terminals.
	NA680	Adapter support for AVE Sistema 45 Tekla switch plate
Vacuum socket for plate series AVE Sistema 45 Color: LIGHT GRAY For this series, the vacuum socket is made up of the SOCKET BODY and the ADAPTER SUPPORT . The AVE System 45 plate must be purchased separately.		
	NA615	NEW AIR socket body Ave Sistema 45 New Air socket bodies are supplied complete with fixing screws and electrical connection terminals.
	NA678	Adapter support for AVE Sistema 45 Tekla switch plate

New Air vacuum sockets for BTICINO plates



BTICINO Axolute

Vacuum socket for BTICINO Axolute series plate | Color: GLOSSY WHITE

For this series, the vacuum socket is made up of the **SOCKET BODY** and the **ADAPTER SUPPORT**.
The BTICINO Axolute plate must be purchased separately.



NA624

NEW AIR socket body BTICINO Axolute

New Air socket bodies are supplied complete with fixing screws and electrical connection terminals.



NA698

Adapter support for BTICINO Axolute switch plate

Vacuum socket for BTICINO Axolute series plate | Color: GLOSSY METALLIC LIGHT GRAY

For this series, the vacuum socket is made up of the **SOCKET BODY** and the **ADAPTER SUPPORT**.
The BTICINO Axolute plate must be purchased separately.



NA622

NEW AIR socket body BTICINO Axolute

New Air socket bodies are supplied complete with fixing screws and electrical connection terminals.



NA687

Adapter support for BTICINO Axolute switch plate

Vacuum socket for BTICINO Axolute plate series | Color: GLOSSY DARK GRAY

For this series, the vacuum socket is made up of the **SOCKET BODY** and the **ADAPTER SUPPORT**.
The BTICINO Axolute plate must be purchased separately.



NA623

NEW AIR socket body BTICINO Axolute

New Air socket bodies are supplied complete with fixing screws and electrical connection terminals.



NA688

Adapter support for BTICINO Axolute switch plate

BTICINO Axolute Air



PA272

Vacuum socket compatible with BTICINO Axolute Air electrical switch plate
Color: white

Complete with socket body and adapter support.
Electrical switch plate not included.



PA273

Vacuum socket compatible with BTICINO Axolute Air electrical switch plate
Color: glossy white

Complete with socket body and adapter support.
Electrical switch plate not included.



PA271

Vacuum socket compatible with BTICINO Axolute Air electrical switch plate
Color: light glossy metallic grey

Complete with socket body and adapter support.
Electrical switch plate not included.



PA270

Vacuum socket compatible with BTICINO Axolute Air electrical switch plate
Color: light glossy dark grey

Complete with socket body and adapter support.
Electrical switch plate not included.

BTICINO Livinglight

Vacuum socket for BTICINO Livinglight plate series | Color: WHITE

For this series, the vacuum socket is made up of the **SOCKET BODY** and the **ADAPTER SUPPORT**.
The BTICINO Livinglight plate must be purchased separately.



NA620

NEW AIR socket body BTICINO Livinglight

New Air socket bodies are supplied complete with fixing screws and electrical connection terminals.



NA672

Adapter support for BTICINO Livinglight switch plate

Vacuum socket for BTICINO Livinglight plate series | Color: METALLIC GRAY


For this series, the vacuum socket is made up of the **SOCKET BODY** and the **ADAPTER SUPPORT**.
The BTICINO Livinglight plate must be purchased separately.



NA621

NEW AIR socket body BTICINO Livinglight

New Air socket bodies are supplied complete with fixing screws and electrical connection terminals.



NA673

Adapter support for BTICINO Livinglight switch plate

Vacuum socket for BTICINO Livinglight plate series | Color: DARK GRAY

For this series, the vacuum socket is made up of the **SOCKET BODY** and the **ADAPTER SUPPORT**.
The BTICINO Livinglight plate must be purchased separately.



NA610

NEW AIR socket body BTICINO Livinglight

New Air socket bodies are supplied complete with fixing screws and electrical connection terminals.



NA670

Adapter support for BTICINO Livinglight switch plate

BTICINO Livinglight Air



PA251

NEW AIR BTICINO Livinglight Air

Colore: white

Complete with socket body and adapter support.
Electrical switch plate not included.



PA252

NEW AIR BTICINO Livinglight Air

Colore: metallic grey

Complete with socket body and adapter support.
Electrical switch plate not included.



PA250

NEW AIR BTICINO Livinglight Air

Colore: dark grey


Complete with socket body and adapter support.
Electrical switch plate not included.

New Air Living Now vacuum sockets









Created with a minimalist design and attention to every detail, the New Air LIVING NOW vacuum socket was designed following rigidly the design philosophy approved and adopted by Bticino.




What you see is an extremely pleasant aesthetic, which contains a set of technological innovations that make this vacuum socket unique in functionality, ergonomics, and durability.



BTICINO Living Now

		PA280	New Air Bticino Living Now socket <i>Color: white</i> <i>TUBÓ System Exclusive Product.</i> Complete with socket body and adapter support. Electrical switch plate not included.
		PA281	New Air Bticino Living Now socket <i>Color: sand</i> <i>TUBÓ System Exclusive Product.</i> Complete with socket body and adapter support. Electrical switch plate not included.
		PA282	New Air Bticino Living Now socket <i>Color: black</i> <i>TUBÓ System Exclusive Product.</i> Complete with socket body and adapter support. Electrical switch plate not included.

Spare parts for BTICINO Living Now socket

	PA090	Finishing cover New Air socket for BTicino Living Now <i>Color: white</i>
	PA091	Finishing cover New Air socket for BTicino Living Now <i>Color: sand</i>
	PA092	Finishing cover New Air socket for BTicino Living Now <i>Color: black</i>

BTICINO Magic

Vacuum socket for BTICINO Magic plate series | Color WHITE

For this series, the vacuum socket is made up of the **SOCKET BODY** and the **SUPPORT ADAPTER**.

The BTICINO Magic plate must be purchased separately.



NA620

NEW AIR socket body BTICINO Magic

New Air socket bodies are supplied complete with fixing screws and electrical connection terminals.



NA697

Adapter support for BTICINO Magic switch plate

BTICINO Matix

Vacuum socket for BTICINO Matix series plate | Color: WHITE

For this series, the vacuum socket is made up of the **SOCKET BODY** and the **SUPPORT ADAPTER**.

The BTICINO Matix plate must be purchased separately.



NA620

NEW AIR socket body BTICINO Matix

New Air socket bodies are supplied complete with fixing screws and electrical connection terminals.



NA697

Adapter support for BTICINO Matix switch plate

New Air inlet sockets for GEWISS plates



GEWISS Chorus

Vacuum socket for GEWISS Chorus series plate | Color: WHITE

For this series, the vacuum socket is made up of the **SOCKET BODY** and the **SUPPORT ADAPTER**.

The GEWISS Chorus plate must be purchased separately.



NA620

NEW AIR socket body GEWISS Chorus

New Air socket bodies are supplied complete with fixing screws and electrical connection terminals.



NA690

Adapter support for GEWISS Chorus switch plate

Vacuum socket for GEWISS Chorus series plate | Color: METALLIC GLOSSY LIGHT GRAY

For this series, the vacuum socket is made up of the **SOCKET BODY** and the **ADAPTER SUPPORT**.

The GEWISS Chorus plate must be purchased separately.



NA622

NEW AIR socket body GEWISS Chorus

New Air socket bodies are supplied complete with fixing screws and electrical connection terminals.



NA691

Adapter support for GEWISS Chorus switch plate

Vacuum socket for GEWISS Chorus series plate | Color: DARK GRAY

For this series, the vacuum socket is made up of the **SOCKET BODY** and the **ADAPTER SUPPORT**.

The GEWISS Chorus plate must be purchased separately.



NA610

NEW AIR socket body GEWISS Chorus

New Air socket bodies are supplied complete with fixing screws and electrical connection terminals.



NA692

Adapter support for GEWISS Chorus switch plate

GEWISS Playbus

Vacuum socket for GEWISS Playbus series plate | Color: DARK GRAY

For this series, the vacuum socket is made up of the **SOCKET BODY** and the **SUPPORT ADAPTER**.

The GEWISS Playbus plate must be purchased separately.



NA610

NEW AIR socket body GEWISS Playbus

New Air socket bodies are supplied complete with fixing screws and electrical connection terminals.



NA684

Adapter support for GEWISS Playbus switch plate

New Air vacuum sockets for LEGRAND plates





LEGRAND Cross

Vacuum socket for LEGRAND Cross plate series | Color: WHITE

For this series, the vacuum socket is made up of the **SOCKET BODY** and the **SUPPORT ADAPTER**.

The **LEGRAND Cross** plate must be purchased separately.



	NA620	NEW AIR socket body LEGRAND Cross New Air socket bodies are supplied complete with fixing screws and electrical connection terminals.
	NA685	Adapter support for LEGRAND Cross switch plate

LEGRAND Mosaic

Vacuum socket for LEGRAND Mosaic plate series | Color: WHITE

For this series, the vacuum socket is made up of the **SOCKET BODY** and the **SUPPORT ADAPTER**.

The **LEGRAND Mosaic** plate must be purchased separately.



	NA620	NEW AIR socket body LEGRAND Mosaic New Air socket bodies are supplied complete with fixing screws and electrical connection terminals.
	NA685	Adapter support for LEGRAND Mosaic switch plate

LEGRAND Vela

Vacuum socket for LEGRAND Vela series plate | Color: WHITE

For this series, the vacuum socket is made up of the **SOCKET BODY** and the **SUPPORT ADAPTER**.



The **LEGRAND Vela** plate must be purchased separately.

	NA620	NEW AIR socket body LEGRAND Vela New Air socket bodies are supplied complete with fixing screws and electrical connection terminals.
	NA685	Adapter support for LEGRAND Vela switch plate

Vacuum socket for LEGRAND Vela series plate | Color: DARK GRAY

For this series, the vacuum socket is made up of the **SOCKET BODY** and the **ADAPTER SUPPORT**.




The **LEGRAND Vela** plate must be purchased separately.

	NA610	NEW AIR socket body LEGRAND Vela New Air socket bodies are supplied complete with fixing screws and electrical connection terminals.
	NA686	Adapter support for LEGRAND Vela switch plate

New Air vacuum sockets for VIMAR plates



VIMAR Arké



	PA256	NEW AIR Vimar Arké socket <i>Color: white</i> Complete with socket body and adapter support. Electrical switch plate not included.
	PA257	NEW AIR Vimar Arké socket <i>Color: metal</i> Complete with socket body and adapter support. Electrical switch plate not included.
	PA255	NEW AIR Vimar Arké socket <i>Color: dark grey</i> Complete with socket body and adapter support. Electrical switch plate not included.

VIMAR Eikon

Vacuum socket for VIMAR Eikon plate series | Color: WHITE

For this series, the vacuum socket is made up of the **SOCKET BODY** and the **SUPPORT ADAPTER**.



The VIMAR Eikon plate must be purchased separately.

	NA620	NEW AIR socket body VIMAR Eikon New Air socket bodies are supplied complete with fixing screws and electrical connection terminals.
	NA693	Adapter support for VIMAR Eikon switch plate




Vacuum socket for VIMAR Eikon plate series | Color: DARK GRAY

For this series, the vacuum socket is made up of the **SOCKET BODY** and the **ADAPTER SUPPORT**.

The VIMAR Eikon plate must be purchased separately.

	NA610	NEW AIR socket body VIMAR Eikon New Air socket bodies are supplied complete with fixing screws and electrical connection terminals.
	NA695	Adapter support for VIMAR Eikon switch plate

VIMAR Eikon Evo/Exé



	PA278	New Air VIMAR Eikon Evo socket <i>Color: white</i> Complete with socket body and adapter support. Electrical switch plate not included.
	PA277	New Air VIMAR Eikon Evo socket <i>Color: metal grey</i> Complete with socket body and adapter support. Electrical switch plate not included.
	PA276	New Air VIMAR Eikon Evo socket <i>Color: dark grey</i> Complete with socket body and adapter support. Electrical switch plate not included.

VIMAR Eikon Next

Vacuum socket for VIMAR Eikon Next plate series | Color: METALLIC GRAY

For this series, the vacuum socket is made up of the **SOCKET BODY** and the **SUPPORT ADAPTER**.

The VIMAR Eikon Next plate must be purchased separately.



	NA621	NEW AIR socket body VIMAR Eikon Next New Air socket bodies are supplied complete with fixing screws and electrical connection terminals.
	NA694	Adapter support for VIMAR Eikon Next switch plate

VIMAR Idea Rondò

Vacuum socket for VIMAR Idea Rondò plate series | Color: METALLIC GRAY

For this series, the vacuum socket is made up of the **SOCKET BODY** and the **SUPPORT ADAPTER**.



The VIMAR Idea Rondò plate must be purchased separately.

	NA625	NEW AIR socket body VIMAR Idea Rondò New Air socket bodies are supplied complete with fixing screws and electrical connection terminals.
	NA676	Adapter support for VIMAR Idea Rondò switch plate

Vacuum socket for VIMAR Idea Rondò plate series | Color: LIGHT GRAY

For this series, the vacuum socket is made up of the **SOCKET BODY** and the **ADAPTER SUPPORT**.

The VIMAR Idea Rondò plate must be purchased separately.

	NA615	NEW AIR socket body VIMAR Idea Rondò New Air socket bodies are supplied complete with fixing screws and electrical connection terminals.
	NA674	Adapter support for VIMAR Idea Rondò switch plate

VIMAR Linea

Vacuum socket for VIMAR Linea series plate | Color: WHITE

For this series, the vacuum socket is made up of the **SOCKET BODY** and the **ADAPTER SUPPORT**.
The **LINEA** plate must be purchased separately.



PA300

Vacuum socket body compatible with Vimar Linea plate
Complete with socket body and adapter support.
Electrical switch plate not included.

Vacuum socket for VIMAR Linea series plate | Color: HEMP

For this series, the vacuum socket is made up of the **SOCKET BODY** and the **ADAPTER SUPPORT**.
The **LINEA** plate must be purchased separately.



PA301

Vacuum socket body compatible with Vimar Linea plate
Complete with socket body and adapter support.
Electrical switch plate not included.

Vacuum socket for VIMAR Linea series plate | Color: DARK GREY

For this series, the vacuum socket is made up of the **SOCKET BODY** and the **ADAPTER SUPPORT**.
The **LINEA** plate must be purchased separately.



PA302

Vacuum socket body compatible with Vimar Linea plate
Complete with socket body and adapter support.
Electrical switch plate not included.

VIMAR Plana

Vacuum socket for VIMAR Plana plate series | Color: WHITE

For this series, the vacuum socket is made up of the **SOCKET BODY**
and the **SUPPORT ADAPTER**.
The **VIMAR Plana** plate must be purchased separately.



NA620

NEW AIR socket body VIMAR Plana
New Air socket bodies are supplied complete with fixing screws
and electrical connection terminals.



NA693

Adapter support for VIMAR Plana Rondò switch plate

Vacuum socket for VIMAR Plana plate series | Color: SILVER

For this series, the vacuum socket is made up of the **SOCKET BODY** and the **ADAPTER SUPPORT**.
The **VIMAR Plana** plate must be purchased separately.



NA622

NEW AIR socket body VIMAR Plana
New Air socket bodies are supplied complete with fixing screws
and electrical connection terminals.





NA696

Adapter support for VIMAR Plana Rondò switch plate



Sirio New Air vacuum socket

SIRIO New Air with standard opening



	NA606	SIRIO New Air vacuum socket <i>Color: white</i> Complete with electrical switch plate
	NA608	SIRIO New Air vacuum socket <i>Colore: ivory</i> Complete with electrical switch plate

Vacuum socket LOGIK New Air

LOGIK New Air


	PA700	LOGIK New Air vacuum socket <i>Color: white</i> New Air socket bodies are supplied complete with fixing screws and electrical connection terminals.
	PAS700	Watertight LOGIK New Air vacuum socket <i>Color: white</i> Complete with Logik New Air vacuum socket and watertight protection (IP44) for outdoor use. New Air socket bodies are supplied complete with fixing screws and electrical connection terminals.




Complementary accessories for New Air vacuum sockets

	PA309	0.5 - 4 cm modular extension for LOGIC New Air sockets
	PA034	Plaster mould for NEW AIR socket frames Dimensions: 10x7x5.5cm (LxHxD) 10 pieces in every pack


SQUARE vacuum sockets

All Square vacuum sockets are compatible with Square counter sockets






	PA600	SQUARE socket <i>Color: white</i> New Air socket bodies are supplied complete with fixing screws and electrical connection terminals.
	PA601	SQUARE socket <i>Color: ivory</i> New Air socket bodies are supplied complete with fixing screws and electrical connection terminals.
	PA602	SQUARE socket <i>Color: black</i> New Air socket bodies are supplied complete with fixing screws and electrical connection terminals.
	PA604	SQUARE socket <i>Color: glossy light metallic grey</i> New Air socket bodies are supplied complete with fixing screws and electrical connection terminals.
	PA605	SQUARE socket <i>Color: glossy dark grey</i> New Air socket bodies are supplied complete with fixing screws and electrical connection terminals.


Complementary accessories for SQUARE vacuum sockets

	PA309	0.5 - 4 cm modular extension for LOGIC New Air sockets
---	-------	--




OPEN vacuum sockets

	PA918	OPEN Ø 32 socket, Black PA918 should be connected to the Ø50 PVC female fittings
	PA460	OPEN Ø 32 socket in Moplen, with microswitch IP65
	PA470	OPEN Ø 40 socket in Moplen, with microswitch IP65 Socket for industrial use
	PA465	OPEN Ø 32 socket in Moplen, without microswitch
	PA475	OPEN Ø 40 socket in Moplen, without microswitch Socket for industrial use

FLOOR vacuum sockets

	PA516	Satin-finish aluminium FLOOR Ø 32 socket, floor-mounted without microswitch Key (code PA551) for socket not included
	PA536	Satin-finish aluminium FLOOR Ø 40 socket, floor-mounted without microswitch Socket for industrial use Key (code PA551) for socket not included
	PA510	Satin-finish aluminium FLOOR Ø 32 socket, floor-mounted with microswitch Key (code PA551) for socket not included
	PA530	Satin-finish aluminium FLOOR Ø 40 socket, floor-mounted with microswitch Socket for industrial use Key (code PA551) for socket not included

Complementary accessories for Floor vacuum sockets

	PA551	Stainless steel key for AIR, NEW AIR vacuum sockets with protected opening, FLOOR
	PA312	3 cm modular extension for FLOOR sockets
	PA313	2 cm modular extension for FLOOR sockets

NOTES













Vac Pan vacuum socket

Modern design, suitable
For all kinds of kitchens
but also in laboratories,
hairdressing salons and shops.

The **TUBÒ Smart Vacuum Net**
system turns on and off pressing
or releasing the foot lever.

The dust, brought close
to the socket with the aid
of a broom, is vacuumed up
quickly.

Vac Pan vacuum sockets

	PA410	VAC PAN ACTIVE socket for furniture, white The central vacuum unit is switched on or off by moving the front lever on the socket. Compatible with steel socket frame for masonry walls code PA033. Also compatible with service socket frame with assembly kit cod. PA031
	PA417	VAC PAN ACTIVE socket for furniture, metal grey The central vacuum unit is switched on or off by moving the front lever on the socket. Compatible with steel socket frame for masonry walls code PA033. Also compatible with service socket frame with assembly kit cod. PA031
	PA415	VAC PAN ACTIVE socket for furniture, black The central vacuum unit is switched on or off by moving the front lever on the socket. Compatible with steel socket frame for masonry walls code PA033. Also compatible with service socket frame with assembly kit cod. PA031
All Vac Pan vacuum wall sockets are compatibles with code PA033 steel socket frame kit		
Vac Pan series socket frames		
	PA033	Steel socket frame kit for Vac Pan wall socket
Complementary socket accessories		
	PA036	Mould for VAC PAN socket for skirting board, white
	PA038	Satin-finish stainless steel VAC PAN socket cover (for cod. PA400, PA405, PA407, PA410, PA415, PA417)
	PA037	Mould for VAC PAN socket for skirting board, black
	PA031	Mounting kit for VAC PAN socket
 	CM837	Remote control for starting/stopping the central power unit. For wireless activation of the VAC PAN socket.



Vroom

Cleaning accessories kit

Vroom is a modern and comfortable accessory for cleaning that integrates seamlessly with the **TUBÒ Smart Vacuum Net** system.

Vroom is practical, silent, and invisible, ideal for quickly cleaning widely used rooms of the house such as the kitchen, bathroom, and laundry area.

Its immediate accessibility makes it extremely useful for daily cleaning. **Vroom** turns the central vacuum unit on and off automatically simply by pulling the hose out of the socket.

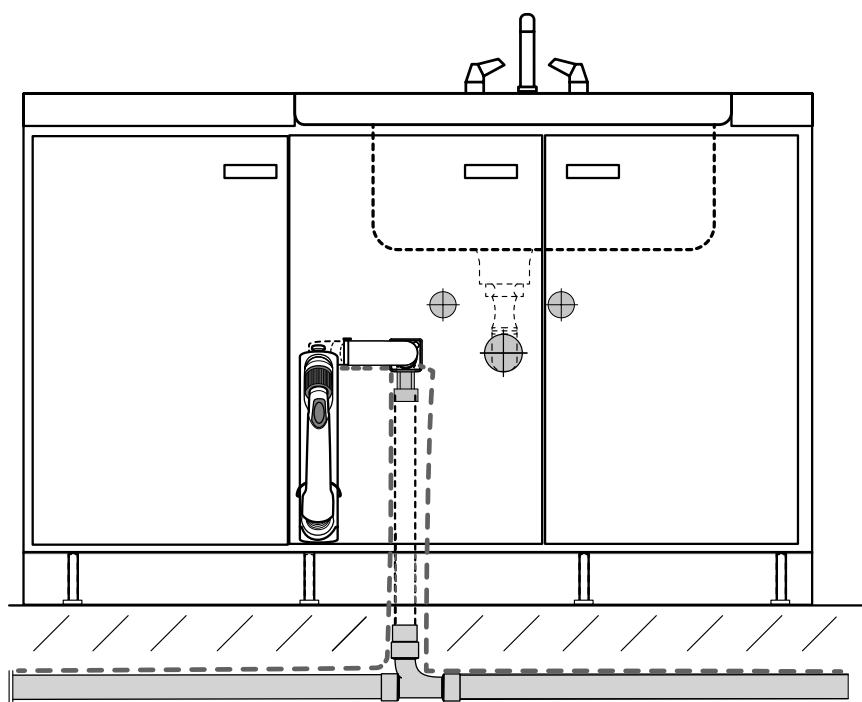


Supplied accessories

The VROOM Cleaning Accessory Kit comes with a flexible hose of 5 meters in length, a practical telescopic extension handle, a brush for CLEANING and a practical kit of montage.



AP286 Cleaning accessories Kit VROOM



Installation

The **Vroom** can be installed by connecting it to the service counter socket ITR803 or directly the dust inlet predisposition line.

SERVICE COUNTER SOCKET ITR803





Tubò Speedy

It is an innovative hose that integrates into central vacuum systems. With its modern design, you'll be able to clean using only a hand in seconds easily and practically. The flexible hose is extendable up to 4 metres, equipped with a low voltage switch, and offers the power of a central vacuum unit at hand reach. The **TUBÒ Speedy** is always ready when you need it and can be used both with an open nozzle and with standard accessories for housecleaning.



AP288

Tubò Speedy

Must be installed to the service socket frame code ITR803.

Tubò Rapido

It is an extensible and flexible hose for standard sockets complete with fitting, it is extremely versatile and can be stored in small spaces, but at the same time, its extensibility will allow you to clean large areas as the hose it has a length from 2 to 7 metres.



AP228T Rapido flexible hose extendable from 2 to 7 mt.



Flexible hose for standard system Ø 32

Standard flexible hoses with activator



AP220T 7 m complete flexible hose Ø 32 with pressure regulator
The start-up of the vacuum unit takes place when the fitting is inserted into the Vacuum socket.
Can be used with NEW AIR - LOGIK NEW AIR - SQUARE NEW AIR TOUCH vacuum sockets.

AP225T 9 m complete flexible hose Ø 32 with pressure regulator
The start-up of the vacuum unit takes place when the fitting is inserted into the Vacuum socket.
Can be used with NEW AIR - LOGIK NEW AIR - SQUARE NEW AIR TOUCH vacuum sockets.

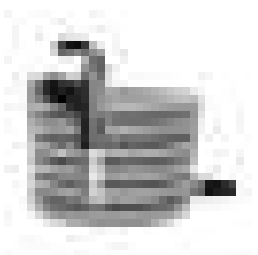
Standard flexible hoses with activator and coating



AP220TS Flexible hose Ø 32 mt 7 with activator and revolving fittings and covering sock
The start-up of the vacuum unit takes place when the fitting is inserted into the Vacuum socket.
Can be used with NEW AIR - LOGIK NEW AIR - SQUARE NEW AIR TOUCH vacuum sockets.

AP225TS Flexible hose Ø 32 mt 9 with activator and revolving fittings and covering sock
The start-up of the vacuum unit takes place when the fitting is inserted into the Vacuum socket.
Can be used with NEW AIR - LOGIK NEW AIR - SQUARE NEW AIR TOUCH vacuum sockets.

Electrified Quick Flow hose with switch



AP233 7 m complete QUICK FLOW flexible hose Ø 32 with switch for starting the central power unit and pressure regulator
The start-up of the control unit takes place via the switch located on the handle.
Can be used with NEW AIR - LOGIK NEW AIR - SQUARE NEW AIR TOUCH vacuum sockets.

AP238 9 m complete QUICK FLOW flexible hose Ø 32 with switch for starting the central power unit and pressure regulator
The start-up of the control unit takes place via the switch located on the handle.
Can be used with NEW AIR - LOGIK NEW AIR - SQUARE NEW AIR TOUCH vacuum sockets.




Electrified Quick Flow hose with speed variator










AP234 7 m complete electrified QUICK FLOW flexible hose Ø32 with switch for starting the central power unit and speed variator
The start-up of the control unit takes place via the variator located on the handle.
Only for PERFETTO INOX TXA - PERFETTO TPA - PERFETTO TP - CLASSIC TC - QB - STUDIO TS - BRAVO - PERFETTO - PERFETTO INOX - C500 vacuum units.
Can be used with NEW AIR - LOGIK NEW AIR - SQUARE NEW AIR TOUCH vacuum sockets.

AP239 9 m complete electrified QUICK FLOW flexible hose Ø32 with switch for starting the central power unit and speed variator
The start-up of the control unit takes place via the variator located on the handle.
Only for PERFETTO INOX TXA - PERFETTO TPA - PERFETTO TP - CLASSIC TC - QB - STUDIO TS - BRAVO - PERFETTO - PERFETTO INOX - C500 vacuum units.
Can be used with NEW AIR - LOGIK NEW AIR - SQUARE NEW AIR TOUCH vacuum sockets.

Accessories for flexible holes Ø 32

	<p>AP385 Complete set of protective coating for flexible hose Ø32 of mt 7 For Quick Flow hose</p>
	<p>AP388 Complete set of protective coating for flexible hose Ø32 of mt 9 For Quick Flow hose</p>
	<p>AP389 Complete set of protective coating for flexible hose Ø32 of mt 7-9 For AP220T - AP225T - AP220TS - AP225TS hoses</p>

Spare parts for Ø 32 flexible hoses

	<p>AP305 7m flexible hose Ø 32</p>
	<p>AP307 9m flexible hose Ø 32</p>
	<p>AP306 Flexible hose Ø 32 in 21-m pack Price per meter</p>
	<p>AP313 Hose socket rotating activator union, Ø 32 Conductive material</p>
	<p>AP310 Wand union, Ø 32 Used to join two hoses. To be purchased together with cod. AP3133</p>
	<p>AP370 Union for connecting the brushes directly onto flexible hose, Ø 32 Only applicable to codes AP220, AP225, AP305, AP306 and AP307</p>
	<p>AP315T Tubò soft touch handle Ø32 equipped with pressure regulator and rotatable union</p>

Accessory kit for cleaning Ø 32



AP244T

STAR TUBÒ KIT Ø 32

Comprised of:

- TUBÒ Easy Sack
- Metal hose hook and TUBÒ Easy Sack holder
- Set of brushes for: jointed dusting, crevices, radiators, clothes, mattresses and upholstery with felt, 30 cm universal floor brush with castors and bristles
- Advanced chrome-plated telescopic extension

Open Tubò Easy Sack dimensions: 35x22x16 cm (WDXH) | Weight: 2.2 Kg c/w accessories

Hose hook dimensions: 20x15.5x14 cm



AP261T

SPECIAL KIT TUBÒ Ø 32

Comprised of:

- TUBÒ Easy Sack,
- Metal hose hook and TUBÒ Easy Sack holder
- Set of brushes for dusting, crevices, mattresses and upholstery Floor and carpet brush with castors and bristles
- Advanced chrome-plated telescopic extension

Open Tubò Easy Sack dimensions: 35x22x16 cm (WDXH) | Weight: 2.0 Kg c/w accessories

Hose hook dimensions: 20x15.5x14 cm

Other accessories and spare parts for Ø 32 brushes



AP330

TUBÒ Easy Sack

Practical bag for extension and brush holder, made of resistant nylon 840 denarii.

Equipped with a reinforced zip closure and side handles that allow it to hang.

Product Dimensions: 60x110x25cm | Weight: 0.35kg



AP332

Metal hook for flexible hose and Tubò Easy Sack

Product dimensions: 20x15.5x14cm (LXWXH)



CATALOGUE/PRICE LIST 2024
CENTRAL VACUUM UNITS
FOR THERTIARY SECTOR AND INDUSTRIAL SECTOR



Tubò for tertiary sector

The TUBÒ vacuum system is the most efficient, hygienic and affordable for cleaning buildings.

TUBÒ is the multi-service system by Aertecnica, composed of a pipe network that starts from one or more vacuum sockets and terminates in a central vacuum unit, placed in a dedicated place.

The dust, sucked up through the accessories and the flexible hose, pass through in the hermetic pipe network,

up to reach the central vacuum unit where it settles and from where the air, after having been filtered, is expelled outside the building.

It is the best domestic environments cleaning system: hygienic, fast, efficient, safe and silent.

We gained a lot of expertise over the years in various areas regarding the tertiary sector:

the Perfetto Three-phase lines and the Kompatta KT are the solution for complex facilities cleaning needs.





Why installing TUBÒ, in the tertiary sector...

With TUBÒ in the office, hotel, hospital, school, etc., you can breathe a different air, a cleaner air.

Cleaner, healthier.

The TUBÒ system by Aertecnica guarantees perfect cleaning of the rooms allowing you to move in complete freedom and safety. TUBÒ is quick and easy to use, because time is as precious as air!

One for all!

The TUBÒ vacuum cleaner system by Aertecnica is so simple and flexible which can be used by multiple operators simultaneously. It is perfect for cleaning large properties and environments such as hotels, offices, communities, medical facilities, etc....

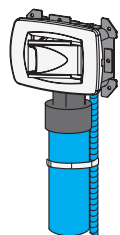


The TUBÒ vacuum cleaner system

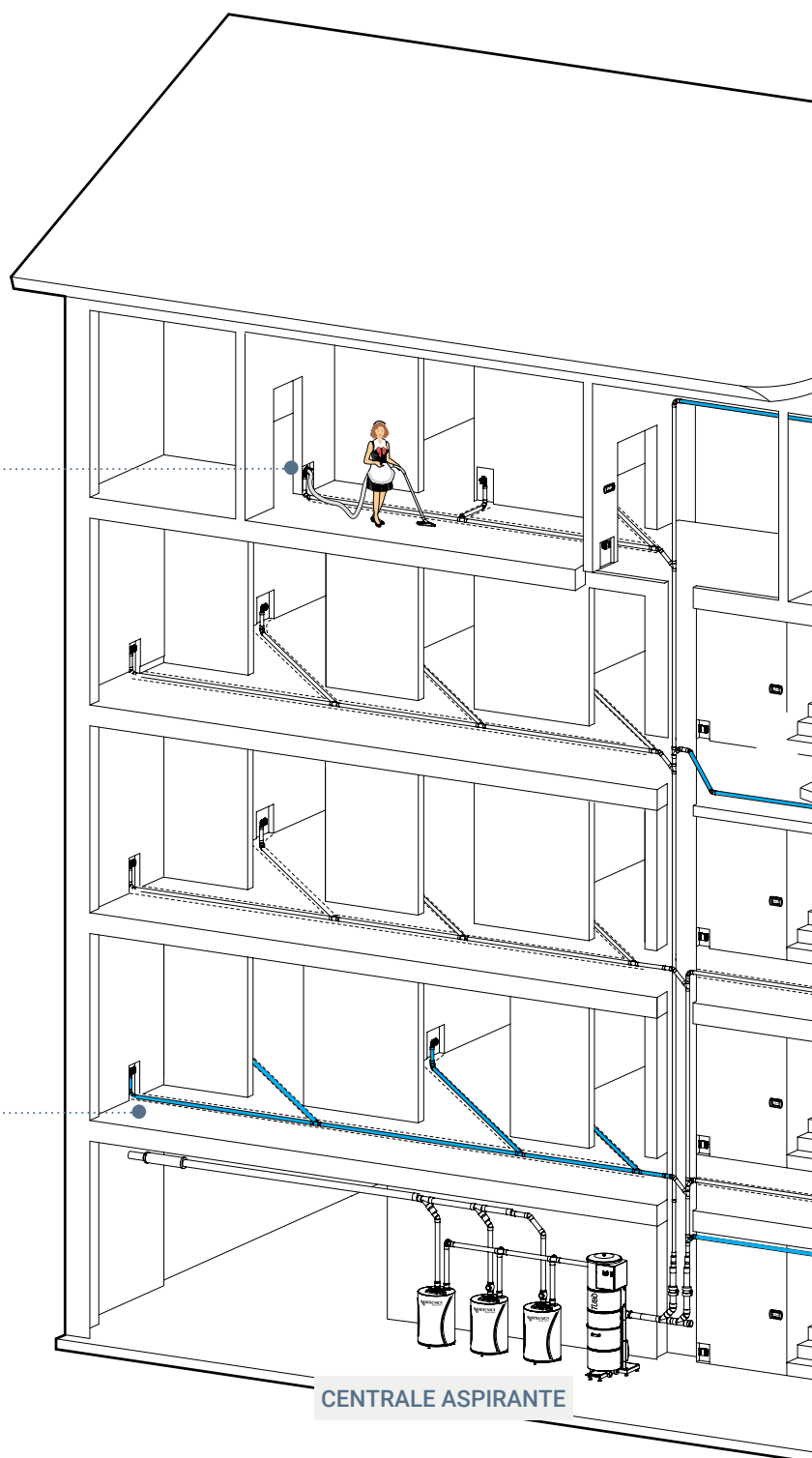
- Practical
- User friendly
- Energy saving
- Reduced maintenance costs
- Multiple operators working at the same time

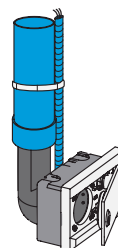
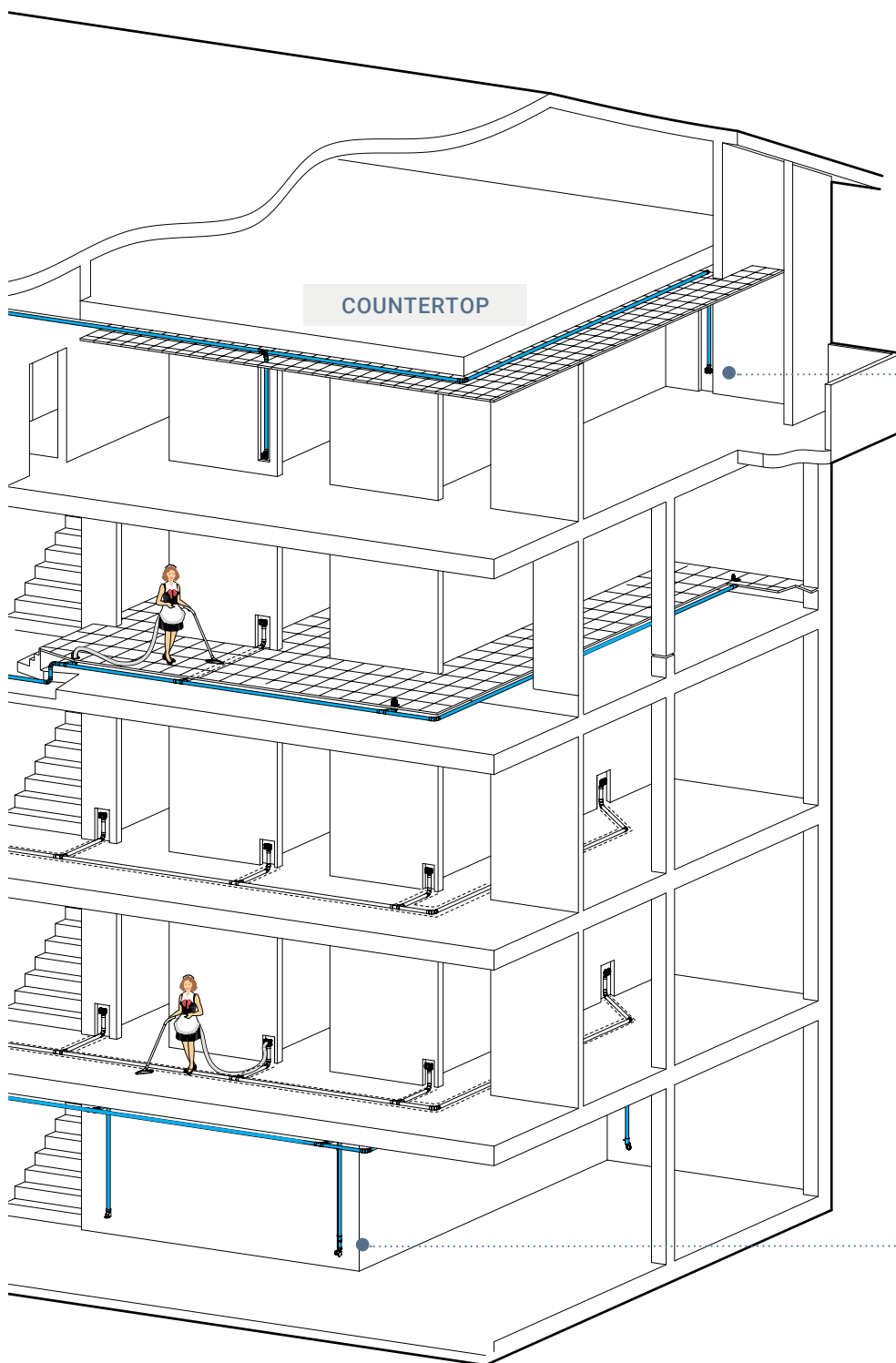


Pipe built into the wall with Square counter socket and Square socket

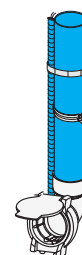


Pipe built into the wall with New Air counter socket and New Air socket central vacuum unit





Countertop piping
with New Air counter socket
and New Air socket



External piping with Open Ø 32
service vacuum socket



Kompatta

The right choice in Monoblock Central power unit for buildings of the tertiary sector

KOMPATTA KT is designed to be used in the professional and tertiary sector for large surfaces in multi-user systems, as an alternative to modular line, up to a maximum of three simultaneous operators.

It can also be used in villas, gyms, offices, restaurants, clinics, hotels, Bed & Breakfasts, etc., where a maximum of 3 simultaneous operators are required (up to a maximum of 3000 m²). The power supply of these central power units is three-phase 380V.



Technology for maximum performance

The KOMPATTA KT line combines the most high tech and functional advantages with reduced maintenance, thanks to the wide filtering surface and the dust collection container.

The KOMPATTA KT line reaches an optimal balance between technology, resistance and reduced maintenance, thanks to its functional and ergonomic characteristics that simplify both installation and use.

A synthesis that combines perfectly technical needs with ease of use via the display on-board of the machine.


Filter self-cleaning device

It is a compressed-air filter cleaning system through a Programmable and automatic "Venturi" system for the filter cartridge, which considerably lowers the interventions of maintenance, keeping a high vacuum efficiency of the central vacuum unit for a long time.

High-quality materials and durability

The painted steel build with epoxy high temperatures resistant paints, combined with the use of high-strength impact-resistant plastics materials, with treatments that guarantee it a high contrast to wear, make of this line expression of reliability, strength and durability.

Example: self-cleaning version



Simple installation

The design of the KOMPATTA KT line was made with a strong focus on the simplicity of installation.

The central unit is self-sustained by its structure, no wall-fixing is required.

The dust inlet is reversible on both sides and the air exhaustion is on top; these features allow maximum flexibility and simplicity of installation, whatever the central unit location, with possibility to connect the pipes both on the right than on the left side.

Soft Start, Plug & play Link and auto-setting

The Soft Start starter, present even in the KOMPATTA KT, it allows longer life of the components electrical and electronic and one reduction of consumption.

The electrical connection of the central unit is Plug & Play, very simple thanks to the supplied connectors and the control unit is programmed in auto-setting on its first activation.



Model	KT30A
Code	CIKT30A

Model	KT20A
Code	CIKT20A

Model	KT30
Code	CIKT30

Model	KT20
Code	CIKT20

Codice	Descrizione
CIKT30A	KOMPATTA central power unit KT30A - 4.6 kW - 380V three-phase with self-cleaning Silencer not included. Integrated compensation valve. Control units with automatic motor power regulation (Inverter) and Soft Start
CIKT30	KOMPATTA central power unit KT30 - 4.6 kW - 380V three-phase Silencer not included. Integrated compensation valve. Control units with automatic motor power Regulation (Inverter) and Soft Start
CIKT20A	KOMPATTA central power unit KT20A - 2.6 kW - 380V three-phase with self-cleaning Silencer not included. Integrated compensation valve. Control units with automatic motor power Regulation (Inverter) and Soft Start
CIKT20	KOMPATTA central power unit KT20 - 2.6 kW - 380V three-phase Silencer not included. Integrated compensation valve. Control units with automatic motor power Regulation (Inverter) and Soft Start

Always under control

The LED light signals, and the buttons integrated on the Panel, positioned on the support structure, allow to monitor its working status and carry out a series of tests and programming. The possibility to be integrated with other devices, upon request, allows for remote control also with connections to the most popular home automation systems.

Low maintenance, simplified and safe

The self-cleaning system reduces maintenance interventions of the filter cartridge, made of polyester, easily regenerable and with large surface area, but when necessary, its removal or restoration are extremely simple and precise, thanks to the self-centering system of the cartridge and its simplified tightening.

The large dust collection bag with the bag tensioner and conveyor cone are simple to use as well as the assisted lever dust container coupling/ release device.

Technical data


Line		KOMPATTA KT			
Model		KT30A	KT20A	KT30	KT20
Simultaneous operators	n°	3*	2*	3*	2*
Self-cleaning system		YES	YES	NO	NO
Power supply Voltage	Volt	380	380	380	380
Motor power W	W	4.600	2.600	4.600	2.600
Motor revolutions rpm	rpm	3.500	3.500	3.500	3.500
Power to sockets Volt	Volt	12	12	12	12
Max depression mm	mbar	491	392	491	392
Dimensions	LxPxH	92x76x196	92x76x196	92x76x196	92x76x196
Weight kg	kg	152	152	152	152
diameter	Ø (cm)	56	56	56	56
Noise level dB	dB	<70	<70	<70	<70
Filtering cartridge surface	cm ²	50.000	50.000	50.000	50.000
Filter cartridge material		POLYESTER			
Dust container capacity	lt	150	150	150	150
Air inlet / outlet diameter	mm	80/80*	80/80*	80/80*	80/80*
Combinable silencer for short linear exhaust line		Ø 80 metal	Ø 80 PVC o metal	Ø 80 metal	Ø 80 PVC o metal
Combinable silencer for long and not linear exhaust line		Ø 100 metal	Ø 80 PVC o metal	Ø 100 metal	Ø 80 PVC o metal

* Utilizing 9mt Ø 32 flexible hose

Complementary accessories

	CI380	Metal muffler Ø 80 Supplied with rubber sleeve and metal clamps for connection.
	CI385	Plastic muffler Ø 80 Supplied with rubber sleeve and metal clamps for connection.
	CI390	Metal muffler Ø 100 Supplied with rubber sleeve and metal clamps for connection.

Consumable parts

	CI820	Bags for KOMPATTA KT central power units (20 pcs pack) Contains protection kit with mask and gloves
	CI881	Washable polyester filter cartridge for KOMPATTA KT line Dimensions: 40 cm H x Ø32 cm

Tertiary modular line



The modularity of the central vacuum unit serving the building

The modular line is studied to be used in the professional and tertiary industry for wide surfaces such as offices, canteens, hotels, hospitals, airports, stations, schools and also in multi-user systems from 2 up to 16 Contemporary operators.

The power supply of these plants is three-phase 380V. It is the ideal solution to take maximum advantage of the Tubò potential of the system. He cooed from a performance point of

view for the needs of the building. The central unit panel can be configured according to specific needs (request of multi-users for quick cleaning of the various areas, amount of dust to be aspirated, building size, position of the control unit and technical compartment, consumption management and maximum performance of cleaning results).

The modular line consists of one or more vacuum modules combined with

one or multiple separators, connected to each other and managed from control and management electronic devices.

The suction modules are soundproofed and available in various power options, from 2 to 6 simultaneous operators (standard cleaning hose Ø32), can work as a single unit, always combined with a separator, or they can be connected between them, up to a maximum of three units.

Dust Separators

The sucking modules can be with automatic pressure regulation (via electronics management and inverter) or a manual adjustment through the use of mechanical control valves. In case of combination of several modules, there will be the primary to regulate the automatic pressure and the secondary a manual adjustment; then the primary manages and self-regulates automatically even the secondary ones.

The dust separators are always matched to one or more vacuum modules. They are sized to fulfill the needs for dust collection from 4 to 6 contemporary operators (standard cleaning hose Ø32); the versions with the filter self-cleaning device guarantee maximum performance with minimal maintenance.

Vacuum Module



Technology for maximum performance

The modular line combines the highest technical and functional advantages because it was built and calibrated to the needs of the building.

The modular line reaches an optimal balance between technology, durability and reduced maintenance, thanks to its functional and ergonomic characteristics that simplify both installation and use.

A synthesis that combines perfectly technical needs with simplicity of control through the display on the body of the machine and the remote monitoring devices you can apply to it.

Filter self-cleaning device

It is a compressed-air filter cleaning system through a Programmable and automatic "Venturi" system for the filter cartridge, which considerably lowers the interventions of maintenance, keeping a high vacuum efficiency of the central vacuum unit for a long time.

High-quality materials and durability

The painted steel build with epoxy high temperatures resistant paints, combined with the use of high-strength impact-resistant plastics materials, with treatments that guarantee it a

high contrast to wear, make of this line expression of reliability, strength and durability.

Simple installation

The design of the modular line was made with a strong attention to specific needs of the buildings and the consequent modularity of the parts that are self-sustained, no one is required wall fixing.

The dust separators have a reversible dust inlet and air vacuum on both sides; these features allow maximum flexibility and a simple installation, whatever the location of the vacuum module, with the possibility to connect the piping on both the right and left side.

Soft Start, Plug & play Link and auto-setting

The Soft Start starter, present even in the modular line, it allows longer life of the components electrical and electronic and one reduction of consumption.

The electrical connection of the central unit is Plug & Play, very simple thanks to the supplied connectors and the control unit is programmed in auto-setting on its first activation.

Always under control

The LED light signals, and the buttons integrated on the Panel, positioned on the vacuum module, allow to monitor its working status and carry out a series of tests and programming.

The possibility to be integrated with other devices, upon request, allows for remote control also with connections to the most popular home automation systems.

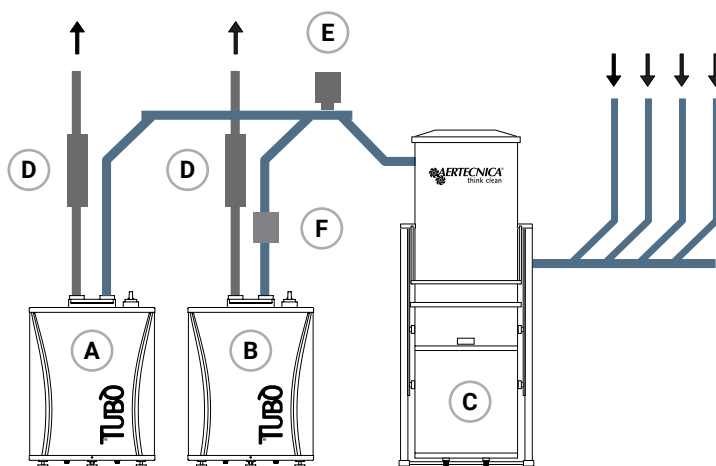
Low maintenance, simplified and safe

The self-cleaning system reduces maintenance interventions of the filter cartridge, made of polyester, easily regenerable and with large surface area, but when necessary, its removal or restoration are extremely simple and precise, thanks to the self-centering system of the cartridge and its simplified tightening.

The large dust collection bag with the bag tensioner and conveyor cone are simple to use as well as the assisted lever dust container coupling/ release device.

The system

- (A) Automatic vacuum module (primary)
- (B) Manual vacuum module (secondary)
- (C) Dust separator
- (D) Air exhaustion
- (E) Compensation valve
- (F) Check valve



Vacuum modules

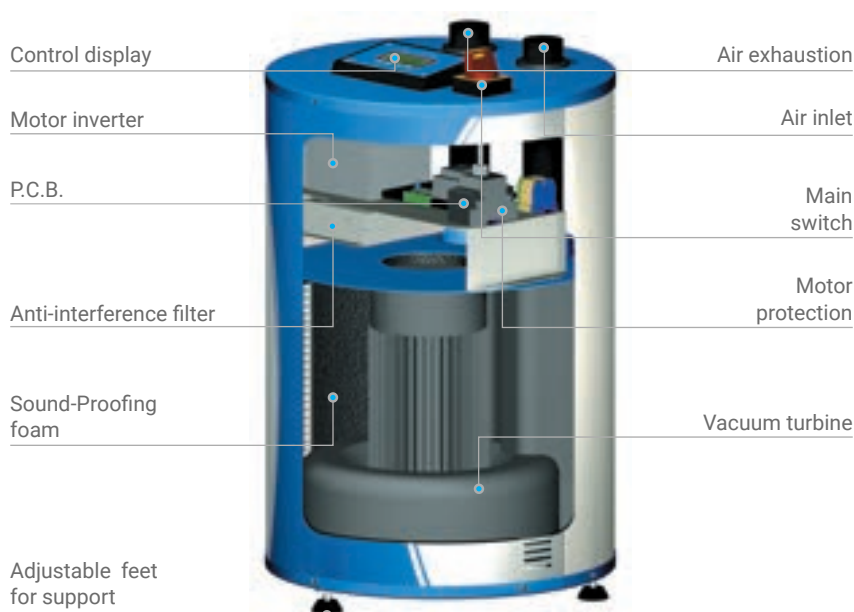
The vacuum module, completely soundproofed, it is equipped with an assisted programming control display allowing the display of:

- the temperature of the motor chamber
- the hours of operation of the vacuum module
- motor power uptake, in amperes

The display also allows the automatic regulation of:

- the operating vacuum in mbar
- the maximum time the vacuum module can remain in continuous use

The control display placed on the machine has been completely modified and made more understandable with a simplified system of symbols that signal the message of the machine immediately, without the need for additional instructions.




Technical data

Model		T30ES	T40ES	T60ES	TR20S*	TR30S*	TR40S*
Simultaneous operators	n°	3**	4**	6**	2**	3**	4**
Power supply	V	380	380	380	380	380	380
Motor power	W	4.600	6.300	8.700	4.000	5.500	7.500
Motor rpm	rpm	3.500	3.500	3.500	2.900	2.900	2.900
Soft Start		YES	YES	YES	NO	NO	NO
Inverter		YES	YES	YES	NO	NO	NO
System vacuum regulation		AUT.	AUT.	AUT.	MAN.	MAN.	MAN.
Socket power supply	volt	12	12	12	12	12	12
Max. air flow rate	m³/h	650	810	950	540	670	780
Max vacuum	mbar	441	490	490	441	441	490
Height	cm	95	95	95	95	95	95
Diameter)	cm	66	66	66	66	66	66
Weight	kg	73	86	95	71	85	93
Air inlet/outlet diameter	mm	80/80	100/100	100/100	80/80	100/100	100/100
Noise level	dB	<70	<73	<74	<70	<70	<70


*For machines with manual pressure regulation, it is always mandatory to use the compensation valve.

** With the use of a Ø 32 flexible hose, 9 meters long




Vacuum modules with AUTOMATIC pressure adjustment

	CI426	PERFETTO vacuum module T30ES - 4.6 kW - 380V three-phase Soundproofed module with integrated switchboard and display. Version with inverter.
	CI436	PERFETTO vacuum module T40ES - 6.3 kW - 380V three-phase Soundproofed module with integrated switchboard and display. Version with inverter.
	CI446	PERFETTO vacuum module T60ES - 8.7 kW - 380V three-phase Soundproofed module with integrated switchboard and display. Version with inverter.

Vacuum modules with MANUAL pressure adjustment

	CI421	PERFETTO vacuum module TR20S - 4.0 kW - 380V three-phase Soundproofed module with integrated switchboard and display.
	CI431	PERFETTO vacuum module TR30S - 5.5 kW - 380V three-phase Soundproofed module with integrated switchboard and display.
	CI441	PERFETTO vacuum module TR40S - 7.5 kW - 380V three-phase Soundproofed module with integrated switchboard and display.

Additional accessories

	CI380	Metal muffler Ø 80
	CI385	Plastic muffler Ø 80
	CI390	Metal muffler Ø 100
	CI397	Metal muffler Ø 160
The silencers are supplied with a rubber sleeve and metal clamps for connection		
	CI581	Check valve for TR20S - T30ES
	CI591	Check valve for TR30S - TR40S
The valves are supplied with a rubber sleeve and metal clamps for connection		
	CI320	Compensation valve Ø 63
	CI325	Compensation valve Ø 80
	CI340	Compensation valve Ø 100

Dust separators

The separators of the tertiary modular line are available in two versions, with and without self-cleaning, and complete the structure of the Central power unit. They are sized to fulfill The needs for dust collection from 4 to 6 contemporary operators (standard cleaning hose Ø32); the versions with the filter self-cleaning device guarantee maximum performance

with minimal maintenance; they also allow programmable cycles for self-cleaning of the filter using a timer, based on the saturation percentage of the filter itself.

All the separators of the modular line are equipped with a dust container opening/closure system, which thanks to two pedals located at the base of

the machine, making emptying and maintenance operations easier.

It is a compressed-air filter cleaning system through a Programmable and automatic "Venturi" system for the filter cartridge, which considerably lowers the interventions of maintenance, keeping a high vacuum efficiency of the central vacuum unit for a long time.



Technical data

Model		LT 100/B	LT 100/B-AP	LT 150/A	LT 150/A-AP
Simultaneous operators	n°	4*	4*	6*	6*
Filter cartridge surface	m ²	3,5	3,5	5,16	7,8
Filter cartridge material		polyester	polyester	polyester	polyester
Filter cartridge self cleaning system		NO	YES	NO	YES
Filter cartridge self cleaning system power supply	bar	-	220	-	220
Working pressure value of the self cleaning system (filter cartridge)	bar	NO	4	NO	4
system tank capacity	litri	-	12	-	12
Working pressure value of the self cleaning system (filter cartridge)	bar	NO	4	NO	34
Dust container capacity L 90 150 90 150	mm	80	80	100	100
Dimensions (LxDxH)	litri	100	100	150	150
Weight	cm	63x66x175	63x81x175	68x76x175	68x91x175
Massa	kg	68,5	80	96	125

* With the use of a Ø 32 hose, 9 meters long

Separators with filter self cleaning system



CI258 Classic Dust Separator Lt150/A With Filter Self-Cleaning

CI242 Classic Dust Separator Lt100/B With Filter Self-Cleaning

Separators without filter self cleaning system



CI251 Classic Dust Separator Lt. 150/A

CI232 Classic Dust Separator Lt. 100/B

Consumable parts



CI816 Bags for separators LT100/A, LT100/B
(20 pcs pack)
Contains protection kit with mask and gloves

CI820 Bags for separators LT150/A e LT150/B
(20 pcs pack)
Contains protection kit with mask and gloves














CI870 Washable polyester filter cartridge for separator LT100/A, LT100/B with self-cleaning,
LT100/B without self-cleaning
Dimensions: 61,3 cm H x Ø27 cm
Contains protection kit with mask and gloves

CI864 Washable polyester filter cartridge for separator LT150/A with filter self-cleaning
Dimensions: 61 cm H x Ø32,5 cm
Contains protection kit with mask and gloves

CI883 Washable polyester filter cartridge for separator LT150/A
Dimensions: 68,5 cm H x Ø35 cm
Contains protection kit with mask and gloves


PVC plant material

	TR050	PVC pipe Ø 50, 2.1mm thick, 2m bar (per m)
	TR060	PVC pipe Ø 63, 3mm thick, 2m bar (per m)
	TR080	PVC pipe Ø 80, 3mm thick, 2m bar (per m)
	TR100	PVC pipe Ø 100, 3mm thick, 2m bar (per m)
	TR051	45° MF PVC elbow Ø 50
	TR061	45° MF PVC elbow Ø 63
	TR081	45° MF PVC elbow Ø 80
	TR101	45° MF PVC elbow Ø 100
	TR052	45° FF PVC elbow Ø 50
	TR062	45° FF PVC elbow Ø 63
	TR082	45° FF PVC elbow Ø 80
	TR102	45° FF PVC elbow Ø 100
	TR055	90° FF PVC elbow Ø 50
	TR053	45° MF PVC y-connector Ø 50
	TR063	45° MF PVC y-connector Ø 63
	TR083	45° MF PVC y-connector Ø 80
	TR103	45° MF PVC y-connector Ø 100
	TR054	45° FF PVC y-connector Ø 50
	TR064	45° FF PVC y-connector Ø 63
	TR084	45° FF PVC y-connector Ø 80
	TR104	45° FF PVC y-connector Ø 100
	TR210	PVC sleeve with head Ø 50
	TR215	PVC sleeve with head Ø 63
	TR225	PVC sleeve with head Ø 80
	TR230	PVC sleeve with head Ø 100
	TR265	PVC eccentric conical increase adapter Ø 50F/63M
	TR275	PVC eccentric conical increase adapter Ø 63F/80M
	TR285	PVC eccentric conical increase adapter Ø 80F/100M
	TR250	PVC concentric conical increase adapter Ø 50F/82F for air vent grill
	TR260	PVC concentric conical increase adapter Ø 82F/100F for air vent grill
	TR310	PVC air vent grill Ø 82
	TR315	PVC air vent grill Ø 100
	TR335	PVC screw-on inspection cap Ø 50
	TR340	PVC screw-on inspection cap Ø 63
	TR350	PVC screw-on inspection cap Ø 80
	TR355	PVC screw-on inspection cap Ø 100



Metal piping and fittings

Use in industrial Systems and outdoors. For the use of this pipes, contact for advice the area sales manager or our technical office.


Pipes

	TRM050	Aluminium pipe Ø 50, 2mm thick, 3m bars (per m)
	TRM060	Aluminium pipe Ø 60, 2mm thick, 3m bars (per m)
	TRM080	Aluminium pipe Ø 80, 2mm thick, 3m bars (per m)
	TRM100	Aluminium pipe Ø 100, 2mm thick, 3m bars (per m)


Curves

	TRM052	Galvanized steel 90° elbow Ø 50, 1.2mm thick
	TRM062	Galvanized steel 90° elbow Ø 60, 1.2mm thick
	TRM082	Galvanized steel 90° elbow Ø 80, 1.2mm thick
	TRM102	Galvanized steel 90° elbow Ø 100, 1.2mm thick
	TRM051	Galvanized steel 45° elbow Ø 50
	TRM061	Galvanized steel 45° elbow Ø 60
	TRM081	Galvanized steel 45° elbow Ø 80
	TRM101	Galvanized steel 45° elbow Ø 100


Y-connectors

	TRM053	Galvanized steel 45° y-connector Ø 50/50/50
	TRM063	Galvanized steel 45° y-connector Ø 60/60/60
	TRM084	Galvanized steel 45° y-connector Ø 80/80/60
	TRM083	Galvanized steel 45° y-connector Ø 80/80/80
	TRM104	Galvanized steel 45° y-connector Ø 100/100/80
	TRM103	Galvanized steel 45° y-connector Ø 100/100/100

Reductions

	TRM258	Galvanized steel reduction adapter Ø 50/80
	TRM251	Galvanized steel reduction adapter Ø 50/100
	TRM240	Galvanized steel reduction adapter Ø 60/50
	TRM255	Galvanized steel reduction adapter Ø 80/60
	TRM262	Galvanized steel reduction adapter Ø 100/60
	TRM260	Galvanized steel reduction adapter Ø 100/80

Sleeves

	TR213	Radior sleeve Ø 50
	TR216	Radior sleeve Ø 60
	TR217	Radior sleeve Ø 63
	TR226	Radior sleeve Ø 80
	TR231	Radior sleeve Ø 100

Clamps



CF450	Metal clamps Ø 50
CF460	Metal clamps Ø 60-63
CF460	Metal clamps Ø 80
CF410	Metal clamps Ø 100

Caps



TRM340	Galvanized steel closing cap Ø 60
TRM350	Galvanized steel closing cap Ø 80
TRM355	Galvanized steel closing cap Ø 100

Miscellaneous



TR218	PVC bushing for pipe from Ø 60 to Ø 63
-------	--

Antistatic joint



TRM450	Antistatic Steel Joint Ø 100X50
TRM460	Antistatic Steel Joint Ø 100X60
TRM460	Antistatic Steel Joint Ø 100X80



TRM410	Antistatic Steel Joint Ø 100X150
--------	----------------------------------

Metal Piping and Fittings for Air Exhaustion

Pipes



A900006	Galvanized steel helically wound pipe Ø 80, 3m bars (per m)
A900030	Galvanized steel helically wound pipe Ø 100, 3m bars (per m)
A900010	Galvanized steel helically wound pipe Ø 160, 3m bars (per m)


Curves




A900222	Pressed galvanized steel MM 90° elbow, Ø 80, with gaskets
A900224	Pressed galvanized steel MM 90° elbow, Ø 100, with gaskets
A900230	Pressed galvanized steel MM 90° elbow, Ø 160, with gaskets

	A900223	Pressed galvanized steel MM 45° elbow, Ø 80, with gaskets
	A900202	Pressed galvanized steel MM 45° elbow, Ø 100, with gaskets
	A900210	Pressed galvanized steel MM 45° elbow, Ø 160, with gaskets



Y-connectors

	A901076	Pressed galvanized steel MM 45° y-connector, Ø 100/100, with gaskets
	A900930	Pressed galvanized steel MM 45° y-connector, Ø 160/160, with gaskets


Sleeves

	A901350	Galvanized steel FF sleeve joint Ø 80
	A901355	Galvanized steel FF sleeve joint Ø 100
	A901372	Galvanized steel FF sleeve joint Ø 160
	A901320	Galvanized steel MM sleeve joint Ø 80, with gaskets
	A901308	Galvanized steel MM sleeve joint Ø 100, with gaskets
	A901305	Galvanized steel MM sleeve joint Ø 160, with gaskets

Increases

	A901560	Pressed galvanized steel eccentric MM increase adapter Ø 80/100, with gaskets
	A901552	Pressed galvanized steel eccentric MM increase adapter Ø 100/160, with gaskets
	A901594	Pressed galvanized steel eccentric MM increase adapter Ø 125/160, with gaskets
	CI600	Increase adapter kit Ø60/80 for air exhaust, for T20ES, M20ES, TR10S

Manual ball valve

	VC110	Manual ball valve for PVC pipe Ø 50
	VC120	Manual ball valve for PVC pipe Ø 63
	VC135	Manual ball valve for PVC pipe Ø 80
	VC140	Manual ball valve for PVC pipe Ø 100

Flexible hoses Ø 40

Standard

AP406 Flexible hose Ø 40 in 20-m pack (per m)



AP412 10m flexible hose Ø 40



AP407 Plastic hose socket union Ø 40

Antistatic with ground wire

AP413 10m anti static flexible hose Ø 40 with ground wire



AP409 Aluminium hose-socket union Ø 40



Conductive antistatic
















AP414 10m anti static black flexible hose Ø 40



AP415 Plastic hose socket union Ø 40 for anti static flexible hose | ONLY Cod. AP414



Brushes and accessories Ø 40

	AP470	Accessories adaptor from Ø 40 to Ø 32 It is used to adapt the Ø 40 accessories to the extension and curved fitting Ø 32 (except for codes AP442, AP434, AP444) Ø 40 chromed pair extension tubes
	AP410	Plastic wand union Ø 40 Use to join two Ø 40 hoses. Always buy together with plastic hose socket union Ø 40 cod. AP407
	AP411	Chrome-plated curved union Ø 40 To compose a complete Ø 40 hose, use: 1 flexible hose Ø 40 (code AP412 or AP406) + 2 Plastic hose socket union Ø 40 (code AP407) + 1 Ø 40 Chrome-plated curved union Ø 40 (code AP411)
	AP417	Two chrome-plated wands Ø 40
	AP324	Metal flexible hose hook
	AP434	Dusting brush for hose-socket union, Ø 40
	AP435	Dusting brush for chrome-plated curved union, Ø 40
	AP442	Flat crevice nozzle for hose-socket union, Ø 40
	AP443	Flat crevice nozzle for chrome-plated curved union, Ø 40
	AP444	Rubber crevice nozzle for chrome-plated curved union, Ø 40
	AP480	Brush for pipes and beams RB100, Ø 40
	AP481	Brush for pipes and beams RB200, Ø 40
	AP449	Floor brush with castors and bristles, 37 cm, Ø 40
	AP450	Floor brush with castors and brushes for water, 37 cm, Ø 40 To use this brush, it must be combined with the 50 L stainless steel water separator Code AP472
	AP458	Floor brush with castors and bristles, 45 cm, Ø 40

Central power unit installation diagrams

2 operators

KOMPATTA KT



CONFIGURATION 1

Code	Description	Q.ty
A KT20A	KOMPATTA central power unit KT20A - 2.6 kW - 380V three-phase with self-cleaning	1
B CI385	Plastic muffler Ø 80	1

CONFIGURATION 2

Code	Description	Q.ty
A KT20	KOMPATTA central power unit KT20 - 2.6 kW - 380V three-phase	1
B CI385	Plastic muffler Ø 80	1

— Dust inlet - PVC pipe

— Expulsion - PVC pipe

3 operators

KOMPATTA KT



CONFIGURATION 1

Code	Description	Q.ty
A KT30A	KOMPATTA central power unit KT30A - 4.6 kW - 380V three-phase with self-cleaning	1
B CI380	Metal muffler Ø 80	1

CONFIGURATION 2

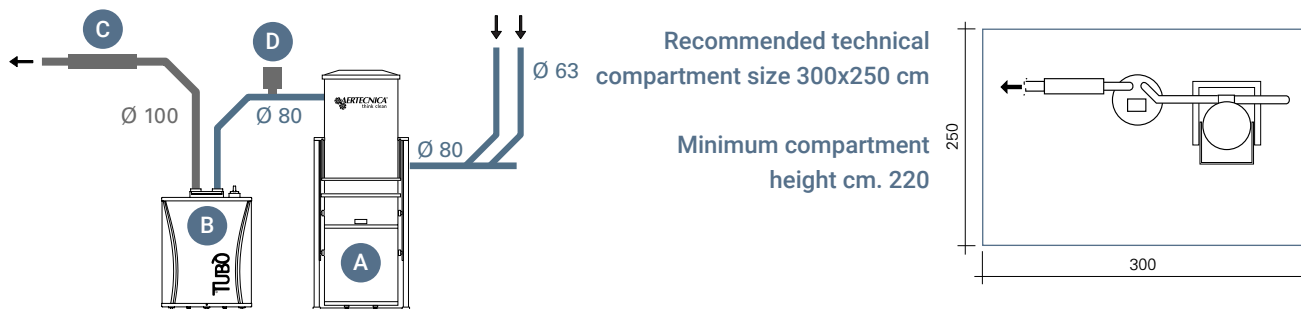
Code	Description	Q.ty
A KT30	KOMPATTA central power unit KT30 - 4.6 kW - 380V three-phase	1
B CI380	Metal muffler Ø 80	1

— Dust inlet - PVC pipe

— Expulsion - metal pipe

3 operators

TERTIARY MODULAR LINE

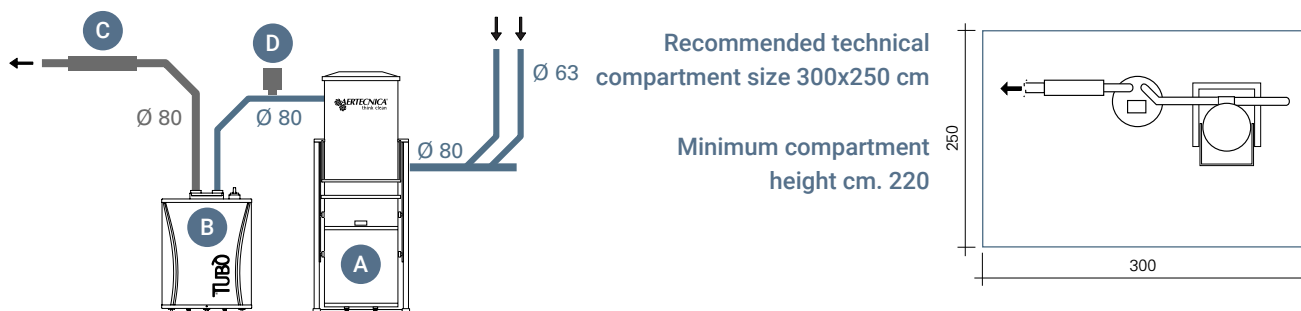


CONFIGURATION 1

Code	Description	Q.ty
A CI232	Classic Dust Separator Lt. 100/B	1
B CI431	PERFETTO vacuum module TR30S - 5.5 kW - 380V three-phase	1
C CI390	Metal muffler Ø 100	1
D CI320	Compensation valve Ø 63 for CLASSIC line	1

CONFIGURATION 2

Code	Description	Q.ty
A CI242	Classic Dust Separator Lt100/B With Filter Self-Cleaning	1
B CI431	PERFETTO vacuum module TR30S - 5.5 kW - 380V three-phase	1
C CI390	Metal muffler Ø 100	1
D CI320	Compensation valve Ø 63 for CLASSIC line	1



CONFIGURATION 1

Code	Description	Q.ty
A CI242	Classic Dust Separator Lt100/B With Filter Self-Cleaning	1
B CI426	PERFETTO vacuum module T30ES - 4.6 kW - 380V three-phase	1
C CI380	Metal muffler Ø 80	1
D CI320	Compensation valve Ø 63 for CLASSIC line	1

CONFIGURATION 2

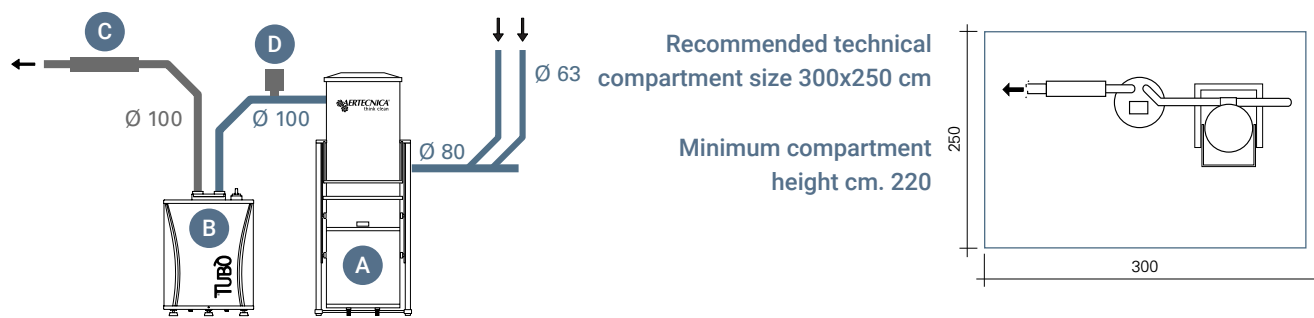
Code	Description	Q.ty
A CI232	Classic Dust Separator Lt. 100/B	1
B CI426	PERFETTO vacuum module T30ES - 4.6 kW - 380V three-phase	1
C CI380	Metal muffler Ø 80	1
D CI320	Compensation valve Ø 63 for CLASSIC line	1

— Dust inlet - PVC pipe

— Expulsion - metal pipe

4 operators

TERTIARY MODULAR LINE



CONFIGURATION 1

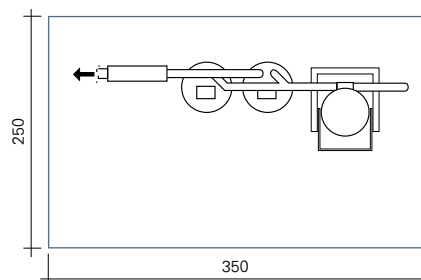
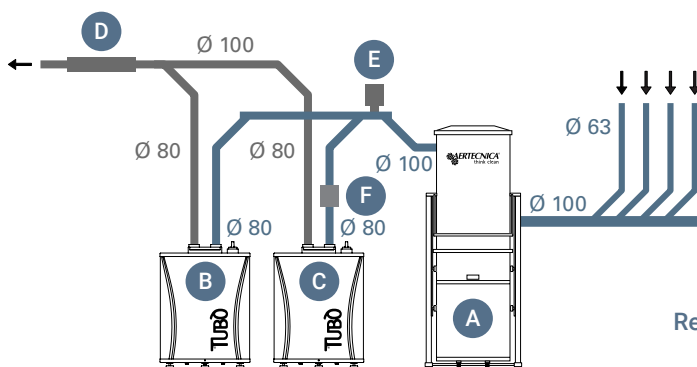
	Code	Description	Q.ty
A	CI232	Classic Dust Separator Lt. 100/B	1
B	CI436	PERFETTO vacuum module T40ES - 6.3 kW - 380V three-phase	1
C	CI390	Metal muffler Ø 100	1
D	CI325	Compensation valve Ø 80 for CLASSIC line	1

CONFIGURATION 2

	Code	Description	Q.ty
A	CI242	Separatore Classic 100/B con autopulizia filtro	1
B	CI436	PERFETTO vacuum module T40ES - 6.3 kW - 380V three-phase	1
C	CI390	Metal muffler Ø 100	1
D	CI325	Compensation valve Ø 80 for CLASSIC line	1

— Dust inlet - PVC pipe — Expulsion - metal pipe

5 operators TERTIARY MODULAR LINE



Recommended technical compartment size 350x250 cm
Minimum compartment height cm. 220

CONFIGURATION 1

Code	Description	Q.ty
A CI251	Classic Dust Separator Lt. 150/A	1
B CI426	PERFETTO vacuum module T30ES - 4.6 kW - 380V three-phase	1
C CI421	PERFETTO vacuum module TR20S - 4.0 kW - 380V three-phase	1
D CI390	Metal muffler Ø 100	1
E CI325	Compensation valve Ø 80 for CLASSIC line	1
F CI581	Check valve for TR20S	1

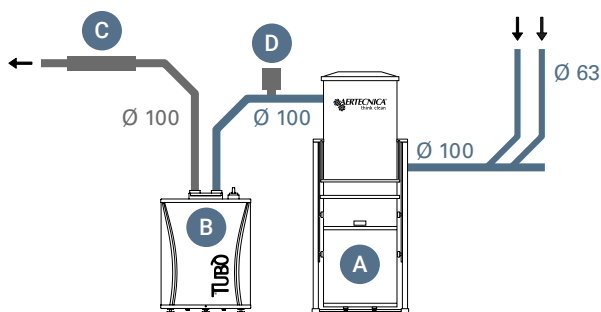
CONFIGURATION 2

Code	Description	Q.ty
A CI258	Classic Dust Separator Lt150/A With Filter Self-Cleaning	1
B CI426	PERFETTO vacuum module T30ES - 4.6 kW - 380V three-phase	1
C CI421	PERFETTO vacuum module TR20S - 4.0 kW - 380V three-phase	1
D CI390	Metal muffler Ø 100	1
E CI325	Compensation valve Ø 80 for CLASSIC line	1
F CI581	Check valve for TR20S	1

— Dust inlet - PVC pipe

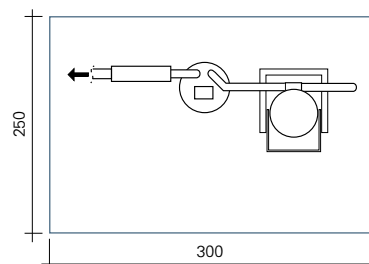
— Expulsion - metal pipe

6 operators TERTIARY MODULAR LINE



Recommended technical compartment size 300x250 cm

Minimum compartment height cm. 220



CONFIGURATION 1

Code	Description	Q.ty
A CI251	Classic Dust Separator Lt. 150/A	1
B CI446	PERFETTO vacuum module T60ES - 8.7 kW - 380V three-phase	1
C CI390	Metal muffler Ø 100	1
D CI340	Compensation valve Ø 100	1

CONFIGURATION 2

Code	Description	Q.ty
A CI258	Classic Dust Separator Lt150/A With Filter Self-Cleaning	1
B CI446	PERFETTO vacuum module T60ES - 8.7 kW - 380V three-phase	1
C CI390	Metal muffler Ø 100	1
D CI340	Compensation valve Ø 100	1












GENERAL CATALOGUE SDT 2024

TOOLS AND ACCESSORIES

Brushes and cleaning accessories Ø 32

	AP318T Telescopic aluminum wand TUBO ' - AIR Ø 32 Maximum length: 99cm
	AP331T Clothes brush, Ø 32 The soft bristles on this clothes brush make it ideal for deep cleaning without scratching. Its bristles are in fact softer, more effective and durable compared to synthetic ones.
	AP334T Revolving dusting brush, Ø 32 The horsehair of this jointed dusting brush is perfect for cleaning very delicate surfaces or household objects (for example chandeliers) without scratching, ideal for vacuuming dirt from small surfaces such as windowsills and upholstery. The jointed brush allows you to clean more easily thanks to its rotation.
	AP337T Radiator brush, Ø 32 Can only be used with crevice brush, Ø 32 brush cod. AP342T
	AP340T Brush for mattresses and upholstery with felt, Ø 32 Specific brush for upholstery deep cleaning, sofas and upholstery in general.
	AP342T Crevice nozzle, Ø 32 Specific brush for cleaning crevices, joints and tight spaces; also for car cleaning.
	AP345T Universal floor brush with wheels and bristles, 30 cm, Ø 32 To replace the bristles, order Code AP810. Ideal brush for cleaning tiles, PVC, terracotta and linoleum floors. Thanks to the sturdy bristles, the dust is brushed out of all joints and floor cracks.

	<p>AP333T 30 cm Flexible Curves revolving brush d. 32, dual use suction and polish</p> <p>A brush with natural bristles for all surfaces, particularly suitable for cleaning tiles and wooden floors. It is made special by the built in micro-fiber cloth, which cleans and polishes the floor at the same time. The 180° joint allows you to clean in narrow spaces (e.g. between furniture). To replace the micro-fiber cloth order code AP333T</p>
	<p>AP353T Dual use floor and carpet brush 30 cm</p> <p>Premium brush with wheel, suitable for use on floors (with the bristles extracted and carpets (with the bristles retracted))</p>
	<p>AP350 Upholstery turbo-brush, Ø 32</p> <p>A perfect brush for cleaning carpets and rugs. The rotating bristles and belt are driven by the suctioned air to create a turbo effect that cleans deeply. The bristles have a special roller shape and are able to lift dust trapped in the fibers of carpets, fabrics and rugs, not only cleaning them but making them like new.</p>
	<p>AP351 Carpet turbo-brush with castors, Ø 32</p>
	<p>AP372T 20 L stainless steel water separator c/w accessories, Ø 32</p> <p>We recommend the purchase of a dedicated hose: Code AP220T or AP225T. Contains connection pipes to the vacuum socket, pair of extension plastic pipes and brush for liquids. Dimensions: 41x41x56cm (LXWXH) Weight: 8.5kg</p>
	<p>AP286 Cleaning accessories Kit VROOM</p>
	<p>AP288 Tubò Speedy</p>
	<p>AP228T Rapido flexible hose extendable from 1 to 7 mt.</p>



Tubò Pet Care

Accessories kit for pets

Tubò Pet Care is the new kit dedicated to clean dogs, cats and The environments in which they live.

Includes all tools for a complete and fast cleaning.



THE KIT INCLUDES

Upholstery brush

Practical and handy, usable for the removal of fibers and animal hairs from carpets, sofas, cars interiors and any type of fabric.

Combing and hair collection brush

Suitable for vacuuming the coat to all animals subject to shedding. It is handy, easy to use, removable and

is equipped with interchangeable combs, specifically designed for long-haired pets, short and curly, short and fine.

Self-cleaning brush

It is equipped with a patented roller which removes and collects more effectively animal hair, fluff and fibers. Can be used on upholstery, car seats or dresses. It can be

inspected and cleaned internally. It can be used too without the help of the vacuum cleaner!

Flexible hose light and handy

Equipped with universal coupling, can be connected to the flexible hose of Tubò or any vacuum.

Brushes for the suction of excess hair for dogs, cats and animals shedding fur



Self-cleaning brushes

Can be used for clothes, even without vacuum cleaner



Upholstery brush



PET100

Tubò Pet Care

Upholstery brush.

Combing brush and hair collector brush: supplied with interchangeable combs.

Tubò Robò

Vacuum cleaner and floor mopping Robot with Laser Mapping System and automatic dust container emptying in the central vacuum system

TUBÒ ROBÒ KTR900LA, with Plug & Play base; is the only cleaning robot with automatic self-emptying of the dust container function into the centralized vacuum system, a feature that makes it a precious and completely autonomous cleaning assistant. Thanks to the self-cleaning base Plug & Play it is compatible with all centralized vacuum systems, not just Aertecnica's TUBÒ.

Smarter and powerful



Everything under control with the App

Connect **TUBÒ® ROBÒ TR900L** to the **AERTECNICA DEVICE** app to program and check the cleaning operations, even when you're not home. The main functions available from the app are:


- Division of the house into cleaning areas
- Differentiated time programming
- Creation of no-cleaning zones
- History of cleaning cycles





3 cleaning modes

SMART (complete cleaning of the environment), **AREA** (cleaning of one or more rooms), and **SPOT** (localized and intense cleaning of a 1.5 m2 area)




Automatic Refuelling and Restart

When the battery is low, the robot goes back to its charging station to later restart cleaning from where it had stopped once the battery has been recharged completely.



Carpet Power Boost

When it detects a carpet, it automatically activates its maximum vacuum power mode to guarantee extremely accurate cleaning.



First it vacuums, then it mops

In correspondence with a carpet, it is possible to set a forbidden zone which the robot will not be able to access when it is in mopping mode.



Voice control

Connect TR900L to your voice assistant and control it. Compatible with **Google Home** and **Amazon Alexa**.



Automatic self-emptying

the only cleaning robot with automatic self-emptying of the dust container function into the centralized vacuum system.

Create a 3D map of your home

The **Laser Mapping System with LIDAR** sensors scans the entire house, creates and stores an extremely detailed map including walls, obstacles, doors and furniture. The robot moves intelligently and establishes the fastest and most efficient cleaning path. In addition, thanks to the anti-collision and anti-fall sensors, it avoids stairs and obstacles.





Maximum precision, even in the corners

The main brush is composed of two materials and two different types of bristles to ensure perfect vacuuming on all kind surfaces.

In addition, the pair of side cleaning brushes ensures effective cleaning even in the corners.



KTR900LA

Laser robot TR900L with self-cleaning charging station for vacuum system







ATR900L

Vacuum and floor mopping laser robot | ROBÒ TR900L




Technical data

Line		ROBÒ
Model		TR900L
recharging station power supply	Volts	100/240
Motor power	W	30
Frequency	Hz	50/60
Suction power	pa	2300
Noise level	dB	< 65
Working time	min	120/160
Anti-falling sensors	mq/ora	75
Guard sensors	n°	YES 4
Climbing angle	n°	YES 11
obstacles Maximum height	°	15
Minimum operating height	mm	20
Dust container capacity	mm	80
Water tank capacity	ml	600
Weight	ml	400
Diameter	kg	3,4
Height	mm	350
Wi-Fi connection	mm	100
Battery capacity		YES
Suggested max cleaning surface		Li-Ion 5200 mAh
Superficie consigliata	mq	< 200

Technical spare parts

	ATR806	Remote control with display and programming for Robò Tubò
	RTR811	Dust container equipped with deflector and filters for Tubò Robò TR900L
	RTR806	Water tank for mopping with doser and 3 microfiber cloths for Tubò Robò TR800
	RTR812	Water tank for mopping with doser and 3 microfiber cloths for Tubò Robò TR900L
	RTR807	Battery recharging station with power supply

Consumable parts

	RTR802	Spare brushes KIT for Tubò Robò
	RTR805	Microfiber mopping cloths for Tubò Robò (3 pieces each package)
	RTR809	Dust container equipped with deflector and filters for Tubò Robò

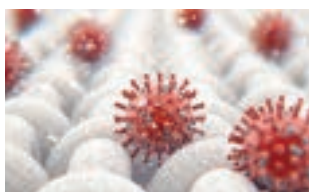


AIRÒ Breath 350

Air purifier with negative ion generator

Airò Breath 350 purifies the air in the rooms where you live and work and removes 99.5% of bacteria, allergens, polluting particles, fumes and bad odors. The **Airò Breath 350** negative ion generator restores the optimal balance of ions in the rooms we live in, having a beneficial effect on our health and wellbeing.

Automatic mode, manual, four speed and super silent sleep function.



Eliminate 99.5%
of polluting particles



Negative ion generator



Effective against allergies



Quiet

Technical data

Code		BR350
Filter type Hepa		HEPA H12
Speed		4 + Sleep mode
Pm cadr	m³/h	350
Formaldehyde cadr	m³/h	150
Noise	dB	33-61
Power supply	V	100-240
App operating systems		iOS - Android
Voice commands		Amazon Alexa - Google Assistant
Wi-Fi connectivity		YES
Weight	kg	4,6



- 1 PRE-FILTER**
This filter collects large dust particles, pet fur, hair and large polluting particles.
- 2 ANTIBACTERIAL FILTER**
The lysozyme on the surface of this filter removes airborne bacteria and sterilizes the HEPA filter close to it.
- 3 HEPA H12 FILTER**
This filter removes 99.5% of allergens, bacteria, viruses, PM2.5, pollen and mold spores larger than 0.3 micron.
- 4 ACTIVATED CARBON FILTER**
It captures gaseous pollutants such as formaldehyde and removes cooking, tobacco and pet odors.

Remote controls the AERTECNICA DEVICE App



BR350

Air purifier **AIRO' BREATH 350** with negative ion generator

Consumable parts



RBR801

Replacement filter for **AIRO' BREATH 350** air purifier

Equipment and material for plant testing

	AT100	PVC pipe cutter for up to Ø 63
	AT110	PVC pipe cutter with deburring tool up to Ø 63
	AT120	PVC pipe cutter with deburring tool up to Ø 100
	AT800	Spare wheel for pipe cutter code AT100
	AT810	Spare wheel for pipe cutter with deburring tool code AT110
	AT820	Spare wheel for pipe cutter with deburring tool code AT110
	AT390	Tool kit Test TUBÒ systems Composed of: <ul style="list-style-type: none"> • Vacuum meter n. 1 • Implant test caps for AIR, NEW AIR, NEW AIR LOGIK, SQUARE, ECLETTIS n° 10 • Implant test plugs for TECH - PRATICO series 5 plugs • Adapter for PRATICO counter-n° 1 • Simulator n° 1 • Suitcase n° 1
		We recommend the use of the portable Force PRO vacuum cleaner (Code AF375)
	AT010	System tester vacuum gauge with shockproof protection
	AT260	System tester plug for TECH, PRATICO series socket frames
	AT261	System tester plug for AIR, NEW AIR, NEW AIR LOGIK, SQUARE, ECLETTIS socket frames
	AT250	Sliding grease for sockets, 150-g pack

Pratico Smart



effectively reach all the areas that need

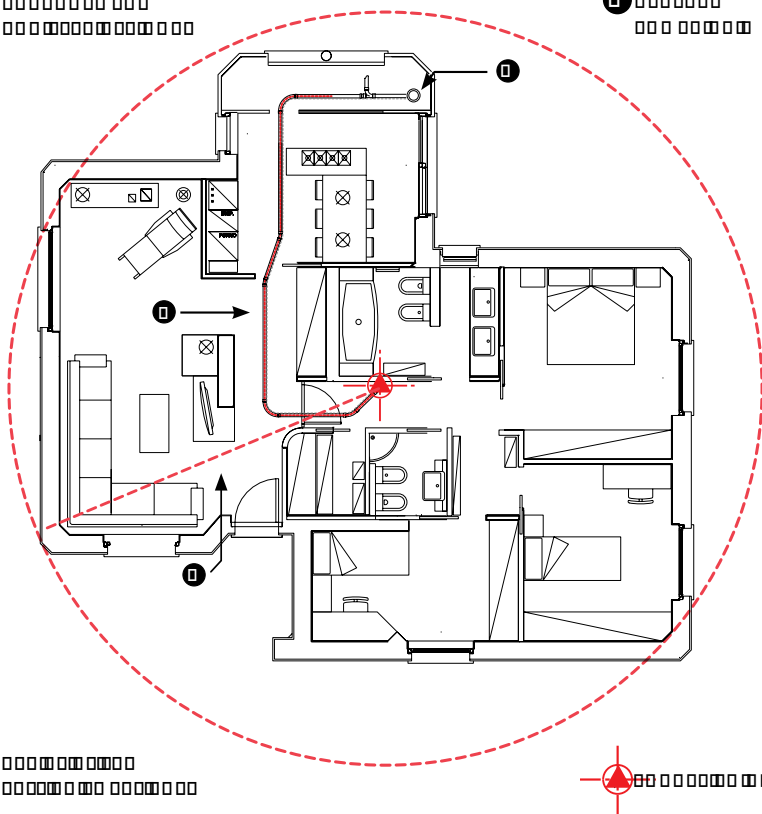
Arrange the socket on vertical masonry
 of at least 10 cm. The configuration of
 installed under the floor or in the false

that the 12-meter flexible hose can reach
 all areas of the floor.

fitting and the relative flexible hose
 Aertecnica assistance service at:

1

2



3

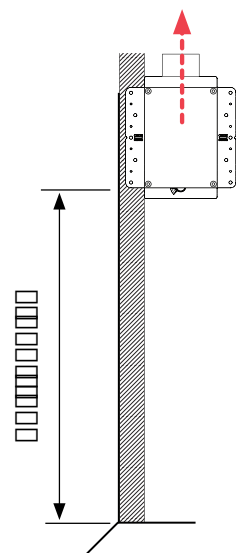


If the arrangement is placed on the floor, the socket must face downwards.

If the arrangement is placed on the floor, the socket must face downwards.

If the arrangement is placed on the floor, the socket must face downwards.

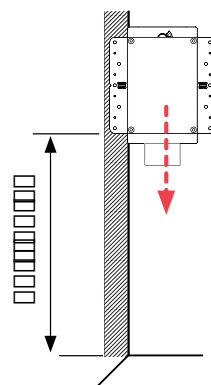
For optimal use, the distance between the floor and the lower point of the socket must be



If the arrangement is placed on a false ceiling or on the upper floor, the socket must be facing upwards.

If the arrangement is placed on a false ceiling or on the upper floor, the socket must be facing upwards.

For optimal use, the distance between the floor and the lower point of the socket must be between

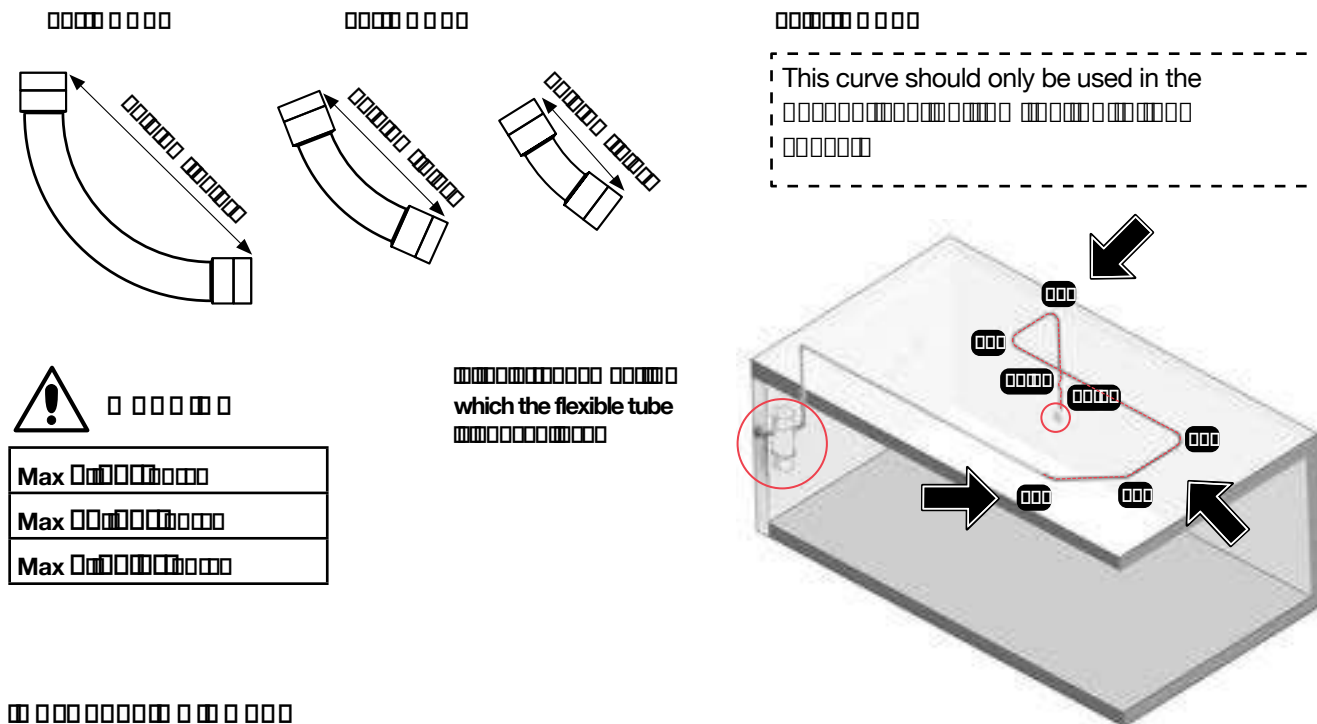


Pratico Smart

The total length of the piping of an outlet point must be 1 meter longer than the length of the flexible pipe that will be housed inside.

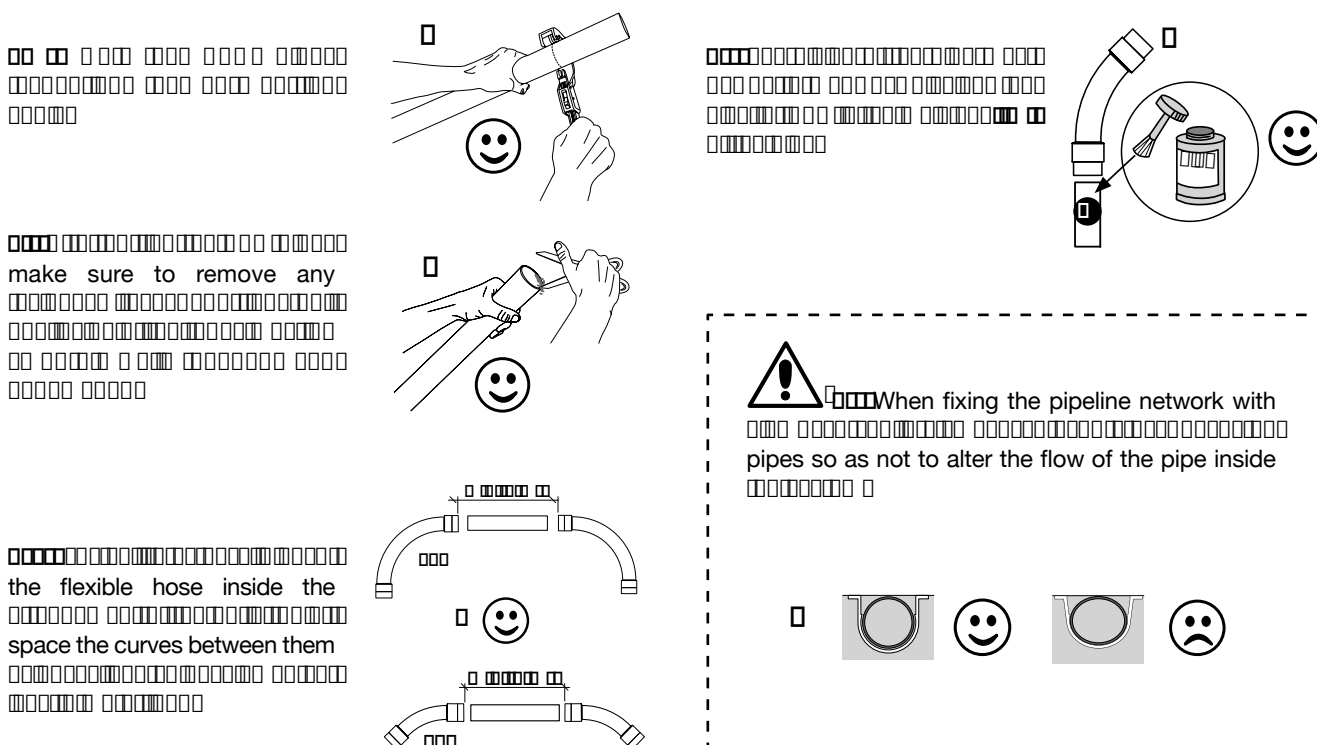
Pratico Smart socket point arrangement

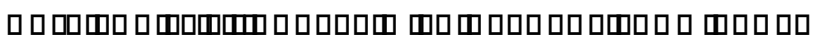
The arrangement of the Pratico Smart socket point must be made exclusively with large radius curves.



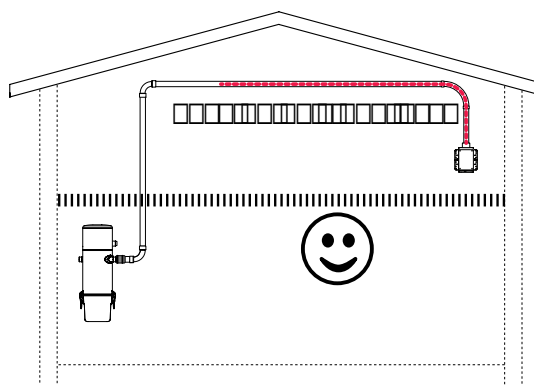
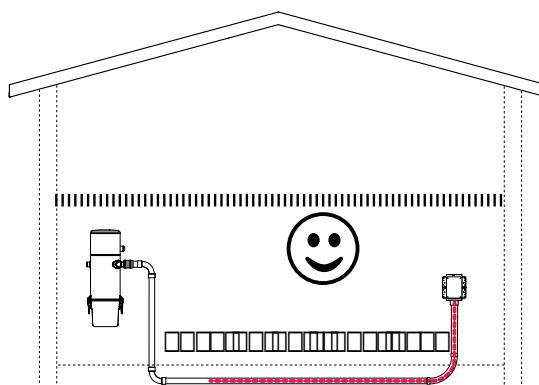
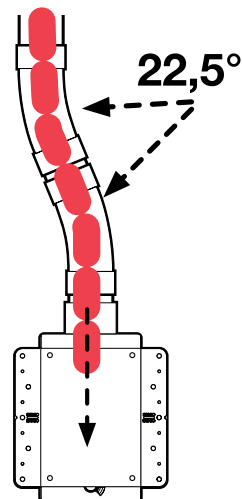
Pratico Smart installation note

It is advised to follow the following installation note in order to achieve an optimal set up of the Pratico Smart system.

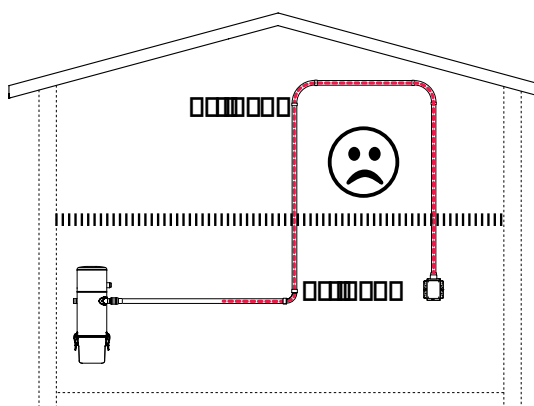
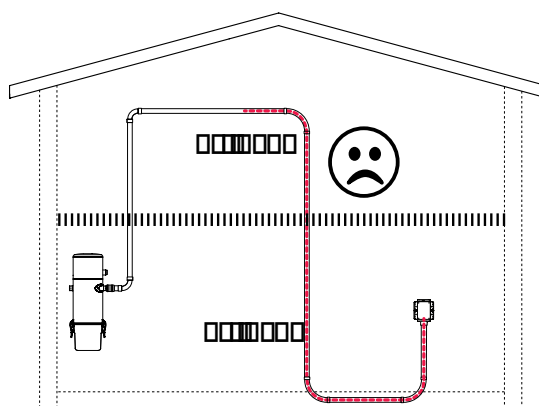




The curves thus positioned have the function of braking the involuntary descent of the flexible hose.



The flexible hose develops only on the horizontal level of the arrangement, limiting vertical development only by connecting the Pratico Smart socket.

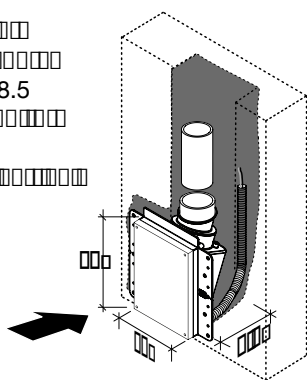


Prevent the flexible hose from developing on 2 levels of the Pratico Smart arrangement.

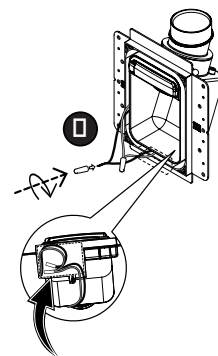
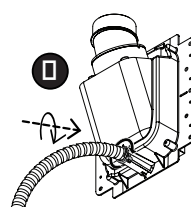
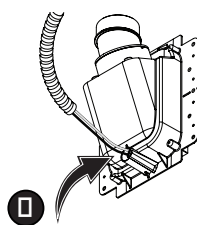
How to install the vacuuming socket

How to install the vacuuming socket

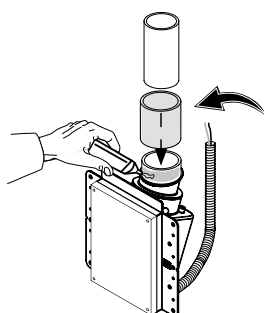
The vacuuming socket is a rectangular box measuring 18x11x8.5 cm. It is made of plastic and has a yellow lid. The activation line is a cable that connects the socket to the vacuuming system.



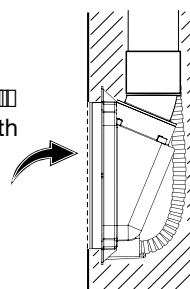
- 1. Insert the electric activation line.
- 2. Fix the electrical sheath to the socket.
- 3. The vacuuming socket is now ready to be used.



The vacuuming socket is made of plastic and has a yellow lid. It is used to connect the vacuuming system to the wall.

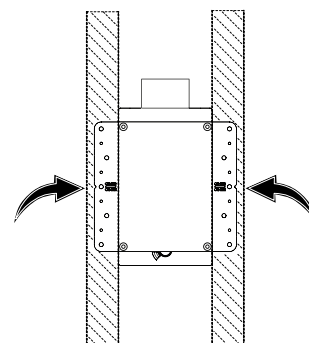


The yellow lid flush with the wall.



How to install the vacuuming socket

Fix the vacuuming socket to the right or left strut of the wall. It is recommended to add an additional strut to ensure better fixing.



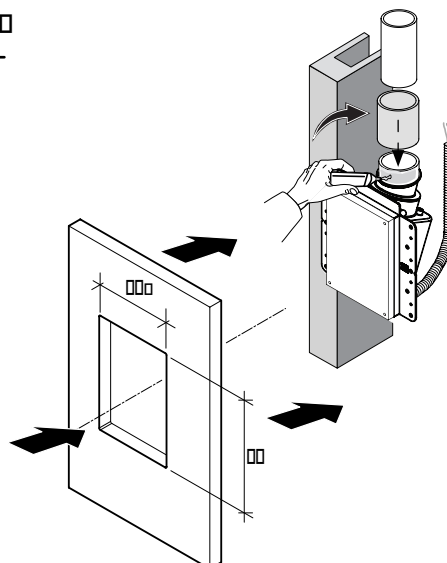
How to install the vacuuming socket

Glue the piping network to the socket using a sleeve. The piping network is a rectangular box with the dimensions 15 x 12 cm.



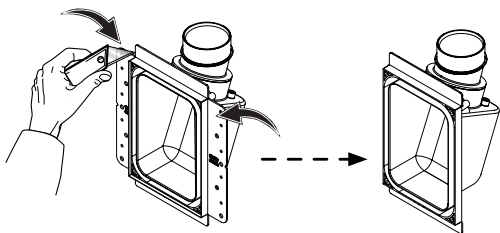
Attention

Attach the plasterboard panel to the frame so that the socket lid does not come out.

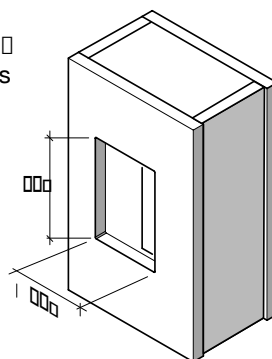


1. Preparation of the mounting surface

Remove the two fixing brackets on each side of the unit.



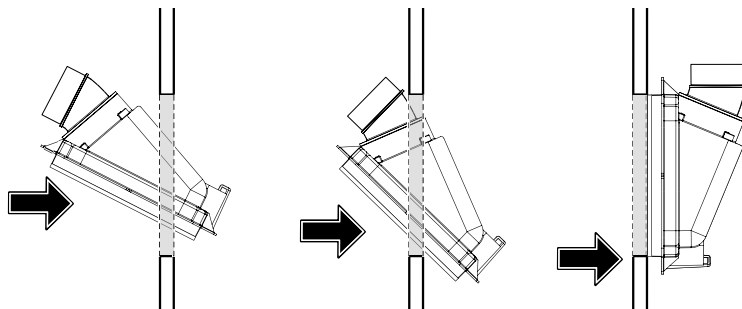
The unit must be mounted on a preexisting wall with the dimensions of 12x15 cm.



Important: To facilitate insertion of the socket into the wall, first glue the unit to the wall and then onto the socket.



To facilitate insertion of the socket into the wall, first glue the unit to the wall and then onto the socket.

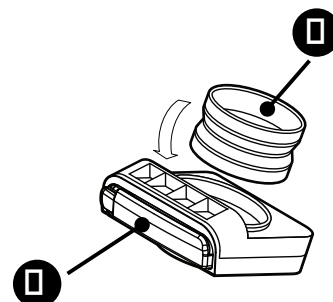


2. Installation of the locking handle

Important: The locking handle must be installed on the side of the unit.

B - Locking handle

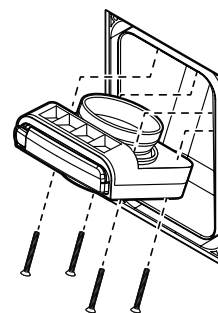
The locking handle must be installed on the side of the unit. The locking handle must be installed on the side of the unit.



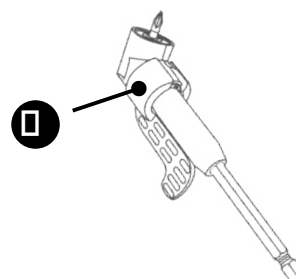
The locking system must fit easily. The locking system must fit easily.



The locking system must fit easily.





To facilitate this step, the use of a angled screwdriver is recommended. The angled screwdriver is recommended.




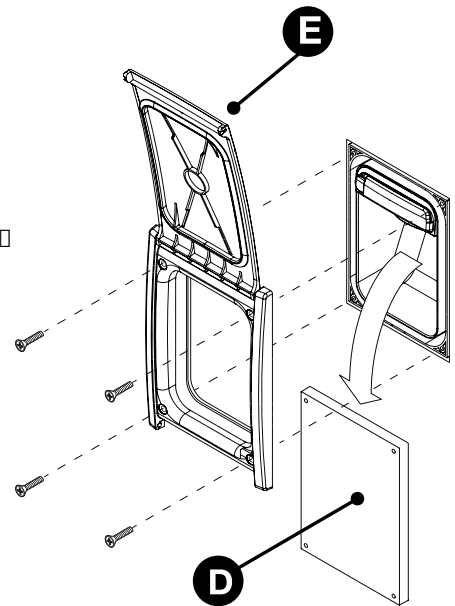
1. Préparation de l'installation

If present, remove the cover 



 Retirez la garniture et évitez d'écraser la ligne d'activation électrique.


 Retirez la garniture et évitez d'écraser la ligne d'activation électrique.



 Retirez la garniture et évitez d'écraser la ligne d'activation électrique.




2. Préparation de l'installation


 Préparation de l'installation

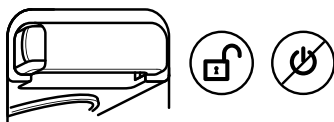

 locked flexible hose


 Préparation de l'installation

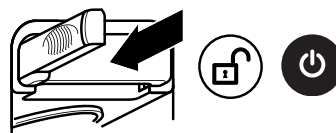

 free flexible hose



 Préparation de l'installation

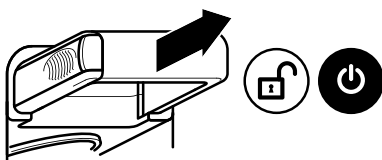

 Open the door. Extract the length of the hose necessary for cleaning.




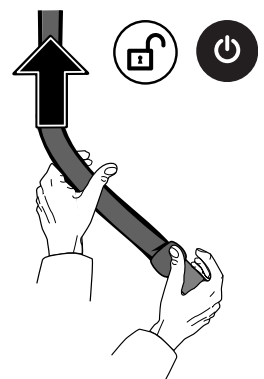

 Press the handle inside the socket to unlock the flexible tube




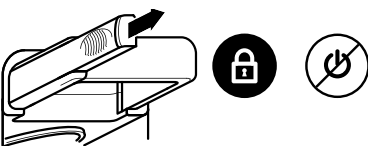

 Lock the hose pulling the handle; the hose automatically.




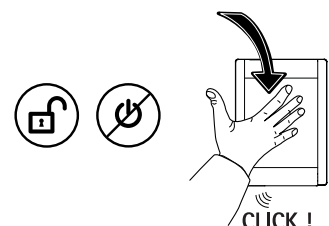

 Obstruct the terminal junction of the hose with the palm of your hand; the hose rewinds completely.




 Préparation de l'installation




 Switch off the central power unit by closing the socket door with your hand.



INTEGRATED SYSTEM FOR CLEANING AND INDOOR WELL BEING

